

 **ROSE BRAND[®]**

HARDWARE

**EVERYTHING
YOU NEED
IN PRODUCTION
HARDWARE...
IN STOCK**

IN STOCK

ROSE BRAND IS ONE OF NORTH AMERICA'S LARGEST PROVIDERS OF PRODUCTS AND SERVICES TO THE ENTERTAINMENT, EVENT AND DISPLAY INDUSTRIES.

WE'RE PASSIONATE ABOUT THE PRODUCTS WE SELL AND THE SOLUTIONS WE OFFER. WE SERVE CUSTOMERS WORLDWIDE FROM OUR WAREHOUSES ON BOTH THE EAST AND WEST COASTS.

NEW

- P 13 30 SERIES DUAL WHEEL CASTERS IN BLACK
- P 22 FURNITURE CASTER WITH FRICTION BRAKE
- P 28 HEAVY DUTY SCENERY HINGES IN BLACK
- P 92 QUICK RELEASE MOUNTING BLOCK
- P 93 SPRING CLOSE BATTEN CLAMP



Table of Contents

Design Spec Build 4	DMX Winches 36	Stretcher Frame 68
Park Avenue Armory6	DMX Wahlberg Winches..... 36	The Rose Brand® Stretcher Frame System..... 68
Dispatch Concert Tour.....8		SpanFrame™..... 70
Casters 10	Curtain Track 40	Rigging & Fly Hardware 72
Caster Selector Guide 11	ADC Curtain Track..... 40	Wire Rope..... 73
Light Duty Casters..... 12	ADC Curtain Track Motors & Controllers..... 46	Wire Rope Accessories 74
Medium Duty Casters 13	ADC Wall Brackets..... 47	Rigging Hardware..... 76
Heavy Duty Casters..... 17	Triple E Curtain Track..... 48	Fiber Rope and Safety/Rescue Rope.... 81
Triple Swivel Casters..... 18	Triple E Track and Motors..... 56	Fiber Rope..... 82
Specialty Casters..... 20	Rose Brand® Touch Panel Controller ... 57	Pulleys..... 85
Wagon Brakes..... 23	Kirsch Track 60	Rigging Supplies..... 87
	Rose Brand® Custom Bending & Components 61	Sandbags & Apple Boxes 88
Scenery Hardware & Shop Supplies 24	Stage Effects Equipment 62	Pipe & Tube Hardware 90
Scenery Hardware 25	Roll Drums 58	Pipe & Tube Hardware 90
Stage & Shop Supplies..... 30	The Rose Brand® Kabuki System..... 62	Strut Channel & Accessories..... 94
Load Out Supplies..... 32	Snow Machine..... 64	Chain Hoists..... 98
Tape 34	DMX Scenery Rotator/LX..... 65	
Tools..... 35	DMX Track Runner..... 66	Index & Ordering Information 100
	DMX Equipment 67	

ROSE BRAND REPRESENTS THE BRANDS YOU TRUST.



		Rose Brand Company Headquarters & Warehouse 4 Emerson Lane Secaucus, NJ 07094 800-223-1624 201-809-1730 F · 201-809-1851	Rose Brand Los Angeles Sales & Warehouse 11440 Sheldon Street Sun Valley, CA 91352 800-360-5056 818-505-6290 F · 818-505-6293	Rose Brand Canadian Representative Technically Yours, Inc. 288 Judson Street, Unit 5 Toronto, ON M8Z 5T6 416-361-9390 F · 416-361-9745
--	--	--	---	---

Automatic Devices Company 2121 South Street Allentown, PA 18103 800-360-2321 F · 201-809-1851 automaticdevices.com	Automatic Devices Company 11440 Sheldon Street Sun Valley, CA 91352 800-360-2321 F · 610-797-4088 automaticdevices.com	PrintHead Studio a division of Rose Brand Inc. 4 Emerson Lane Secaucus, NJ 07094 800-223-1624 x354 F · 201-809-1851 printheadstudio.com	Swag Decor, Orlando a Rose Brand company 3705 Vineland Road Orlando, FL 32811 407-422-3851 F · 877-455-2851 SwagDECOR.com	Swag Decor, Miami a Rose Brand company 2203 NW 30th Place, Unit 1 Pompano Beach, FL 33069 954-633-4809 F · 877-455-2851 SwagDECOR.com
---	---	---	---	---



Design Specify & Build Services

We offer design consultation, specification and build services for virtually any production, event or architectural environment that involves fabric and hardware components. We can help you at any or all points in the design, spec and build process.

Design

Whether you're asking us to design your project, or designing on your own, we're happy to consult with you in the earliest phases of concept creation so that we can insure designs that are as practical as they are aesthetic. Practical considerations might include appropriate material choices, safety regulations, budget, timing, maintenance, longevity, ease of installation, etc. Designs usually begin as sketches, which are then translated into technical drawings once they're approved by the customer.

Specification

Once a design has been translated into a technical drawing, the process of specification has begun. Specifications may include products, dimensions, as well as instructions for seaming, fullness, cutting, bending, printing, finishing, installation and more.

Build

Our "builders" include cutters, sewers, scenic artists, metal specialists, carpenters, electricians, and technical project managers with ETCP certification. New, innovative or technically complex projects often proceed with prototypes prior to the final build. Depending on complexity and size, projects may be pre-installed in our warehouse facility to insure minimal issues during load-in at your venue.

Projects

The following pages show just a few examples of our recent work in the design, specification and build areas. Contact us about your own project. Our experience is vast and our knowledge is deep.



**DESIGN
SPEC
BUILD**

It's Raining Curtains

PARK AVENUE ARMORY

Products: Rain Curtains; Custom Curved Track and Installation Services; *The Let Go* by Nick Cave at Park Avenue Armory, June 2018; Director of Production: Paul King; Photo by James Prinz Photography. Courtesy of the artist and Jack Shainman Gallery, New York.

At times a magnificent work of performance art; at other times an immersive, interactive art installation playground. That was artist Nick Cave's masterpiece, "The Let Go," which played to sellout crowds at the Park Ave Armory in NYC.

Rose Brand's biggest challenge was how to engineer the 800' loop of serpentine, compound curved track that moved massive multi-layer Rain Curtains continuously

throughout the Armory's huge space. Dancers, hula hoopers, DJs, actors, and the public at large took their turns playing, performing, or expressing whatever emotions they felt within the flowing strips of curtains set to music.

Do you have a custom project that demands a unique solution? *Bring it!*



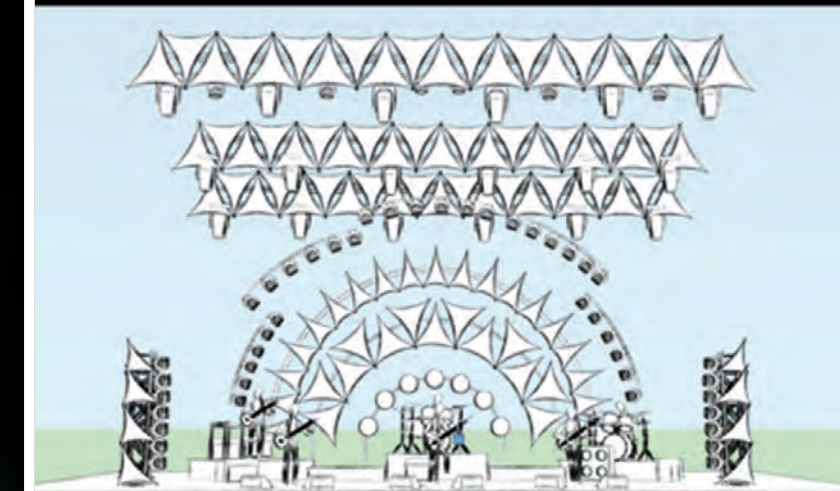
ARC HED FRAME AND LIGHTING SURFACE

ARC HED FRAME AND

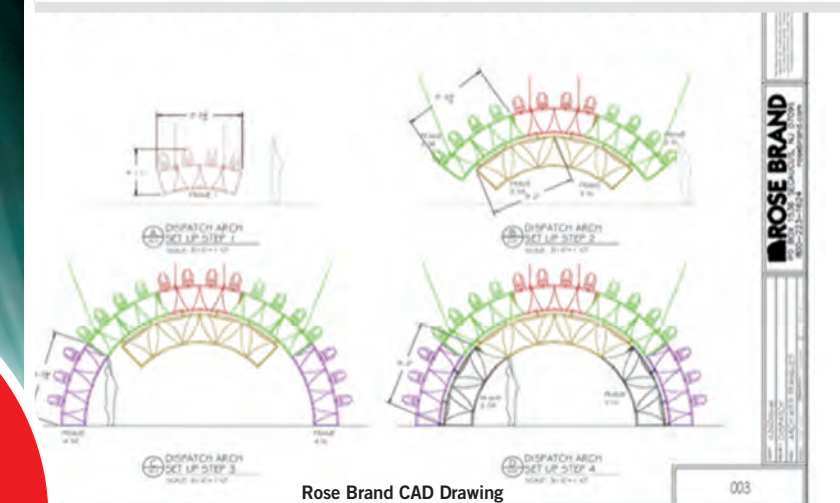


Concert Tour

DESIGN
SPEC
BUILD



Customer Drawing



Rose Brand CAD Drawing



ARC

Working on the design for the Dispatch Summer tour, lighting designer Marc Janowitz asked us to create a floating visual surface for the tour's lighting design. Janowitz's concept relied on several rings of triangular stretch shapes floating in an arc 30ft in diameter, onto which he would project colored and textured lighting. Since the tour locations were mostly outdoors, concerns for wind and the elements had to be taken into account, as well as the typical fast, easy, tool-free load-in required by music touring in general.

We produced both the stretch shapes and the arched, modular frame to house them. Our frame design consisted of interlocking units held together with détente pins, which could be hung from truss or pipe in short order. Each subsequent frame stiffened the overall structure as it was assembled. The triangular stretch shapes shipped attached to each frame, to speed up load-ins, but could easily be replaced in case of dirt or damage.

Printhead Studio, our internal digital printing division, provided several hundred feet of printed truss borders

to extend the lighting visuals. The prints had a Velcro™ tear-away webbing in case of high winds.

In the end, Rose Brand provided the custom sized stretch shapes, as well as the technical design, fabrication, and digital printing necessary to bring the design to life.

Product: White Tendo Stretch Shapes, Technical Design and Fabrication of Aluminum Touring Arch; *Dispatch Summer Tour*; Designer: Marc Janowitz at E26 Design; Photo: Michael Smith

SWIVEL OR FIXED; LIGHT, MEDIUM OR HEAVY DUTY.

CHOOSE FROM MORE THAN 75 CASTERS IN A VARIETY OF SIZES, HEIGHTS, LOAD CAPACITIES, AND SPECIAL FEATURES TO MEET ANY CHALLENGE FOR MOVING SCENERY AND EXHIBITS. VIRTUALLY ALL OF THESE ARE IN STOCK AND AVAILABLE FOR IMMEDIATE SHIPPING.

Start by selecting the load capacity:

Light Duty Casters: under 200 pounds

Medium Duty Casters: 200 - 400 pounds

Heavy Duty Casters: 400 - 3,000 pounds

What wheel type is best suited for the environment?

Single or double wheel: Double wheels increase load rating for small diameter casters.

Triple Swivel: Massive load rating combined with smooth easy movements.

Grey Rubber: Non-marking, gentle, and quiet on hard surfaces like marble or tile. Most versatile.

Phenolic: A very hard, resin-based wheel for heavy loads. Excellent on hard surfaces like concrete.

Polyurethane: Solid polyurethane wheels. Non-marking. Good capacity and durability.

Neoprene Rubber: Quiet. Lower load capacity but gentle on floor surface.

Hard Rubber: Non-marking, higher load capacity than grey rubber. Smooth ride on hard surfaces.

“AE” Advanced Elastomer: Compound urethane offers maximum wear and impact resistance with smooth ride under heavy loads.

Pneumatic Tire: Adjustable inflation for the best capacity/ride/traction combination.

Vulkollan®: Premium, high performance polyurethane elastomer.

Construction Style

Fixed or swivel


Braking

Plate mount or stem

Corner, inset, or air-lift

CASTER GUIDE

WHEEL TYPE	NON-MARKING	CARPET	DANCE FLOOR	GROUND CLOTH	HARD, SMOOTH SURFACE	TRACKED UNITS	HARD, TEXTURED SURFACE	CONCRETE	ROAD BOXES	HAMPERS	QUIET	THREAD GUARDS (SINGLE WHEEL)
GREY RUBBER	X				X							X
DUAL GREY RUBBER						X	X				X	
PHENOLIC				X						X		
POLYURETHANE	X	X	X	X	X			X	X			
NEOPRENE RUBBER			X		X	X	X	X		X	X	
HARD RUBBER	X	X	X	X	X	X	X	X		X	X	
ADVANCE ELASTOMER			X		X	X	X	X		X	X	X
VULKOLLAN	X	X		X	X			X	X		X	
SOFT RUBBER		X			X		X					

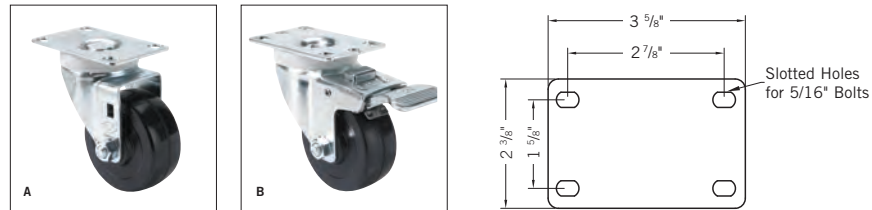


STEM CASTERS

ITEM/DESCRIPTION	ITEM NUMBER	SWIVEL DIAMETER	OVERALL HEIGHT	CAPACITY	PRICE
A 2" HI CAP NEOPRENE RUBBER SWIVEL "K" STEM CASTER	CAST0070	3 5/8"	2 7/8"	125 lbs.	31.67

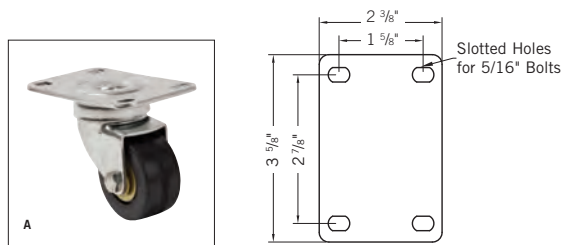
STEM CASTER SOCKETS

ITEM/DESCRIPTION	ITEM NUMBER	TUBE ID	TYPE	PRICE
B ROUND PLASTIC SOCKET FOR "K" STEM	CAST0071	5/8"	Round	1.24
C SQUARE PLASTIC SOCKET FOR "K" STEM	CAST0072	7/8"	Square	0.82



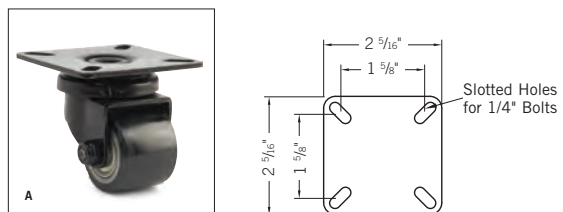
SINGLE WHEEL CASTERS

ITEM/DESCRIPTION	ITEM NUMBER	SWIVEL DIAMETER	OVERALL HEIGHT	CAPACITY	PRICE
A 3" NEOPRENE RUBBER CASTER SWIVEL - BLACK WHEEL	CAST0080	5"	4-1/4"	200 lbs.	9.21
B 3" NEOPRENE RUBBER CASTER SWIVEL WITH TOTAL LOCK BRAKE - BLACK WHEEL	CAST0081	9"	4-1/4"	200 lbs.	14.10



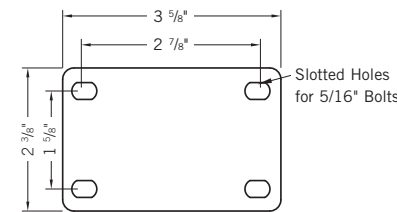
SINGLE WHEEL CASTERS BY DARNELL-ROSE

ITEM/DESCRIPTION	ITEM NUMBER	SWIVEL DIAMETER	OVERALL HEIGHT	CAPACITY	PRICE
A 2" HI CAP NEOPRENE RUBBER SWIVEL PLATE CASTER	CAST0069	3 5/8"	2 7/8"	125 lbs.	19.83



MINI SWIVEL CASTER

ITEM/DESCRIPTION	ITEM NUMBER	SWIVEL DIAMETER	OVERALL HEIGHT	CAPACITY	PRICE
A MINI SINGLE SWIVEL CASTER	CAST0086	2 3/4"	2 1/8"	220 lbs.	33.17



CASTER BARGAINS

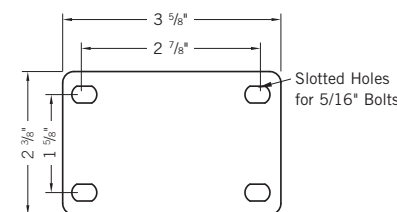
10% Discount for Orders of 20 or more 30 Series Dual-Wheel Casters.



30 SERIES DUAL WHEEL CASTERS IN BLACK BY DARNELL-ROSE


An exceptionally strong dual-wheel caster for applications where heavy load capacity, low overall height and floor protection is required. Each wheel rolls independently for easy swiveling under heavy, low profile loads.

ITEM/DESCRIPTION	ITEM NUMBER	SWIVEL DIAMETER	OVERALL HEIGHT	CAPACITY	PRICE
A 2" NEOPRENE RUBBER DUAL WHEEL - SWIVEL	CAST0108	4 1/2"	3 1/4"	300 lbs	31.60
B 2" NEOPRENE RUBBER DUAL WHEEL - RIGID	CAST0107	4 1/2"	3 1/4"	300 lbs	28.00
A 2-1/2" NEOPRENE RUBBER DUAL WHEEL - SWIVEL	CAST0112	5 1/4"	3 3/4"	350 lbs	29.95
B 2-1/2" NEOPRENE RUBBER DUAL WHEEL - RIGID	CAST0111	5 1/4"	3 3/4"	350 lbs	25.30
A 2" HARD RUBBER DUAL WHEEL - SWIVEL	CAST0110	4 1/2"	3 1/4"	250 lbs	31.30
B 2" HARD RUBBER DUAL WHEEL - RIGID	CAST0109	4 1/2"	3 1/4"	250 lbs	28.80
A 2-1/2" HARD RUBBER XAE DUAL WHEEL - SWIVEL	CAST0114	5 1/4"	3 3/4"	400 lbs	32.35
B 2-1/2" HARD RUBBER XAE DUAL WHEEL - RIGID	CAST0113	5 1/4"	3 3/4"	400 lbs	31.40



CASTER BARGAINS

10% Discount for Orders of 20 or more 30 Series Dual-Wheel Casters.



30 SERIES DUAL WHEEL CASTERS BY DARNELL-ROSE

An exceptionally strong dual-wheel caster for applications where heavy load capacity, low overall height and floor protection is required. Each wheel rolls independently for easy swiveling under heavy, low profile loads.

ITEM/DESCRIPTION	ITEM NUMBER	SWIVEL DIAMETER	OVERALL HEIGHT	CAPACITY	PRICE
A 2" NEOPRENE RUBBER DUAL WHEEL CASTER - SWIVEL	CAST0004	4 1/2"	3 1/4"	300 lbs.	28.84
B 2" NEOPRENE RUBBER DUAL WHEEL CASTER - RIGID	CAST0001	4 1/2"	3 1/4"	300 lbs.	25.34
A 2 1/2" NEOPRENE RUBBER DUAL WHEEL CASTER - SWIVEL	CAST0012	5 1/4"	3 3/4"	350 lbs.	30.23
B 2 1/2" NEOPRENE RUBBER DUAL WHEEL CASTER - RIGID	CAST0009	5 1/4"	3 3/4"	350 lbs.	27.60
A 2" HARD RUBBER DUAL WHEEL CASTER - SWIVEL	CAST0008	4 1/2"	3 1/4"	250 lbs.	26.37
B 2" HARD RUBBER DUAL WHEEL CASTER - RIGID	CAST0005	4 1/2"	3 1/4"	250 lbs.	23.07
A 2 1/2" HARD RUBBER XAE DUAL WHEEL CASTER - SWIVEL	CAST0016	5 1/4"	3 3/4"	400 lbs.	29.66
B 2 1/2" HARD RUBBER XAE DUAL WHEEL CASTER - RIGID	CAST0013	5 1/4"	3 3/4"	400 lbs.	28.53

Medium Duty Casters



60 SINGLE WHEEL CASTERS BY DARNELL-ROSE

ITEM/DESCRIPTION	ITEM NUMBER	SWIVEL DIAMETER	OVERALL HEIGHT	CAPACITY	PRICE
A 3" HARD RUBBER CASTER SWIVEL	CAST0055	5 1/2"	4 5/16"	400 lbs.	26.52
A 4" HARD RUBBER CASTER SWIVEL	CAST0056	6 1/2"	5 1/4"	400 lbs.	32.19
A 3" HI-CAP NEOPRENE CASTER SWIVEL	CAST0057	5 1/2"	4 5/16"	250 lbs.	27.71
A 4" HI-CAP NEOPRENE CASTER SWIVEL	CAST0058	6 1/2"	5 1/4"	250 lbs.	33.68
B 4" HI-CAP NEOPRENE CASTER SWIVEL W/RADIAL BRAKE	CAST0059	6 1/2"	5 1/4"	250 lbs.	36.67
C 3" POLYURETHANE/POLYLEFIN CASTER SWIVEL	CAST0060	5 1/2"	4 5/16"	300 lbs.	22.25
C 4" POLYURETHANE/POLYLEFIN CASTER SWIVEL	CAST0061	6 1/2"	5 1/4"	400 lbs.	25.44
C 5" POLYURETHANE/POLYLEFIN CASTER SWIVEL	CAST0062	4 3/4"	5 1/4"	400 lbs.	24.98



BOLT-ON CASTER

ITEM/DESCRIPTION	ITEM NUMBER	SWIVEL DIAMETER	OVERALL HEIGHT	CAPACITY	PRICE
A 2" DOUBLE WHEEL DOUBLE LOCKING SWIVEL - BOLT-ON	CAST0105	7"	2 7/16"	330 lb	69.50

Rose Brand for All Your Scenic Supplies

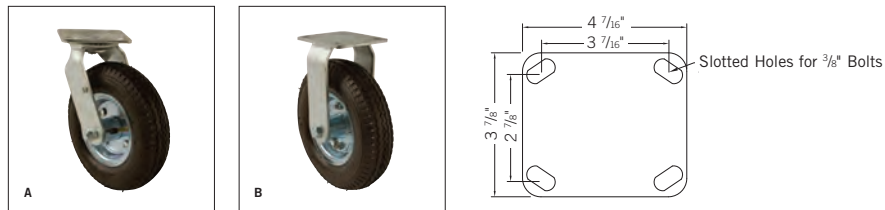
SCENIC SUPPLIES • PAINTS • ADHESIVES • PRIMERS & COATINGS • PAINT BRUSHES • SPRAYERS • FLAME RETARDANTS



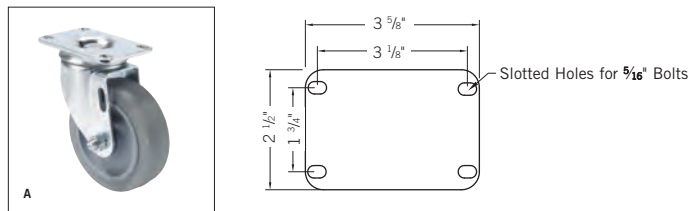
Products: Muslim, Rosco Supersaturated™ Paint, Something Roll-On, St. James Theatre, Designer: Scott Pask, Scenic Artists: Lynn Nichols and Reed Thompson, Scene Shop: Hulson, Scenic Studios: Photo: David Birn

For a full list of products go to
RoseBrand.com or request
 2019 Rose Brand
 Catalog


Medium Duty Casters



PNEUMATIC WHEEL CASTERS BY PENN ELCOM						
ITEM/DESCRIPTION	ITEM NUMBER	SWIVEL DIAMETER	OVERALL HEIGHT	CAPACITY	PRICE	
A 8" BLACK PNEUMATIC WHEEL SWIVEL CASTER	CAST0065	13 3/4"	10"	350 lbs.	34.90	
A 10" BLACK PNEUMATIC WHEEL SWIVEL CASTER	CAST0066	16 1/2"	12"	350 lbs.	37.65	
B 8" BLACK PNEUMATIC WHEEL RIGID CASTER	CAST0067	13 3/4"	10"	350 lbs.	30.65	
B 10" BLACK PNEUMATIC WHEEL RIGID CASTER	CAST0068	16 1/2"	12"	350 lbs.	34.60	



SINGLE WHEEL CASTERS BY COLSON GROUP USA/ALBION						
ITEM/DESCRIPTION	ITEM NUMBER	SWIVEL DIAMETER	OVERALL HEIGHT	CAPACITY	PRICE	
A 4" PERFORMA CASTER SWIVEL - GREY WHEEL	CAST0079	7"	5"	300 lbs.	18.15	



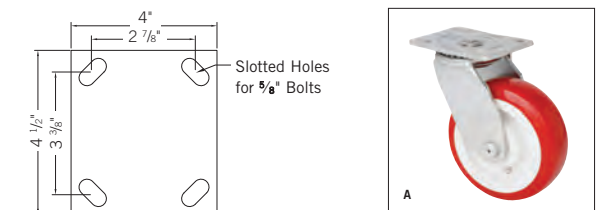
SINGLE WHEEL CASTERS BY PENN ELCOM						
ITEM/DESCRIPTION	ITEM NUMBER	SWIVEL DIAMETER	OVERALL HEIGHT	CAPACITY	PRICE	
A 4" SOFT RUBBER WIDE BLUE CASTER - SWIVEL	CAST0054	6 1/2"	5 5/16"	440 lbs.	12.50	
B 4" SOFT RUBBER BLUE CASTER - RIGID	CAST0063	6 1/2"	5 5/16"	440 lbs.	9.00	
C 4" SOFT RUBBER BLUE CASTER - WITH TOTAL LOCK BRAKE	CAST0064	9"	5 5/16"	440 lbs.	17.85	

CASTER RELEASE PLATE			
ITEM/DESCRIPTION	ITEM NUMBER	CAPACITY	PRICE
D CASTER RELEASE PLATE Fits Items CAST0054, CAST0064 (Caster not included)	CAST0077	550 lbs.	5.97

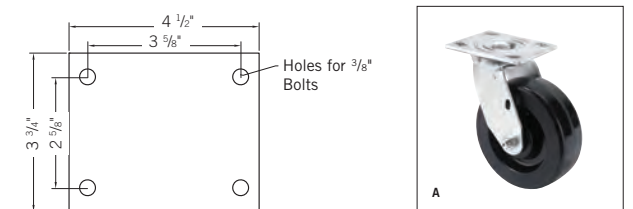
Heavy Duty Casters




MEDIUM DUTY BLACK 4" LOCKING CASTER						
ITEM/DESCRIPTION	ITEM NUMBER	SWIVEL DIAMETER	OVERALL HEIGHT	CAPACITY	PRICE	
A 4" DOUBLE LOCKING SWIVEL CASTER - BLACK/BLACK HARD RUBBER	CAST0103	5 3/4" (10 1/2")	4 11/16"	330 lb	18.00	
B 4" NOLOCK SWIVEL CASTER - BLACK/BLACK HARD RUBBER	CAST0104	3 1/2" (7")	4 11/16"	330 lb	13.75	



A 100 SERIES CASTERS BY DARNELL-ROSE						
ITEM/DESCRIPTION	ITEM NUMBER	SWIVEL DIAMETER	OVERALL HEIGHT	CAPACITY	PRICE	
A 4" TOURMASTER POLYURETHANE - SWIVEL	CAST0037	6 1/2"	5 5/8"	750 lbs.	37.08	
A 6" TOURMASTER POLYURETHANE - SWIVEL	CAST0044	8 1/4"	7 1/2"	1,000 lbs.	42.75	



SINGLE WHEEL CASTERS BY COLSON GROUP USA/ALBION						
ITEM/DESCRIPTION	ITEM NUMBER	SWIVEL DIAMETER	OVERALL HEIGHT	CAPACITY	PRICE	
A 6" PHENOLIC CASTER SWIVEL - BLACK WHEEL	CAST0078	9 1/2"	7 1/2"	900 lb	32.89	



STATIC BRAKE VIENNA CASTERS & SWIVEL CASTERS						
This unique locking caster has a brake that freezes both the wheel and swivel, while the locking pedal remains stationary and accessible. No more searching under the platform for the brake.						
ITEM/DESCRIPTION	ITEM NUMBER	SWIVEL DIAMETER	OVERALL HEIGHT	CAPACITY	PRICE	
A 3" HEAVY DUTY STATIC BRAKE SWIVEL CASTER - POLYURETHANE, BLACK	CAST0088	6"	4 15/16"	440 lb	221.65	
C 4" HEAVY DUTY SWIVEL CASTER - POLYURETHANE, BLACK Can be used with CAST0088, see above	CAST0090	6"	4 15/16"	770 lb	39.20	
B 4" HEAVY DUTY STATIC BRAKE SWIVEL CASTER - POLYURETHANE, BLACK	CAST0087	6"	5 15/16"	770 lb	153.00	
C 4" HEAVY DUTY SWIVEL CASTER - POLYURETHANE, BLACK Can be used with CAST0087, see above	CAST0091	6"	5 15/16"	770 lb	101.75	

Heavy Duty Casters – Triple Swivels

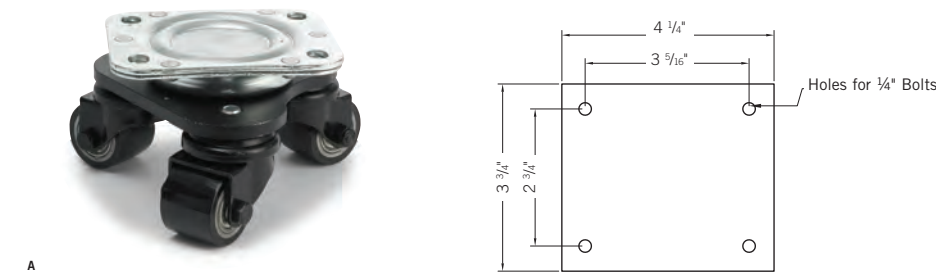
This air-lift Pneumatic Triple Swivel Caster allows even the heaviest scenery to be easily and smoothly moved into place and set down on its fixed base. An innovative air bladder design makes for even lift and eliminates the “thunk” noise associated with the typical “pancake” air caster when its piston drives into place. Perfect for stage decks and building into columns among other applications.

The lift bladder is fitted with a 6mm tube connection and rated for a maximum of 35 PSI. Like all pneumatic systems, consistent pressure at each caster is necessary to insure even lifting and lowering of scenic element.



RÄDER BUSCH PNEUMATIC LIFT CASTER						
ITEM/DESCRIPTION	ITEM NUMBER	SWIVEL DIAMETER	OVERALL HEIGHT	CAPACITY	PRICE	
A PNEUMATIC LIFT TRIPLE SWIVEL CASTER	CAST0092	N/A	5 11/16" to 7 5/16"	880 lbs.	550.00	
ACCESSORIES						
ITEM/DESCRIPTION	ITEM NUMBER				PRICE	
PNEUMATIC T FITTING FOR 6 MM TUBE	CAST0093				17.37	
PNEUMATIC 3-WAY VALVE FOR 6 MM TUBE	CAST0094				171.50	
PNEUMATIC TUBE CONNECTOR FOR 6 MM TUBE	CAST0095				8.45	
PNEUMATIC EXHAUST SILENCER FOR 3-WAY VALVE FOR 6 MM TUBE	CAST0096				10.00	
PNEUMATIC HOSE - 6 MM DIA. X 25 M	CAST0097				67.15	

For parts and assemblies to configure Pneumatic Lift casters, visit www.RoseBrand.com.



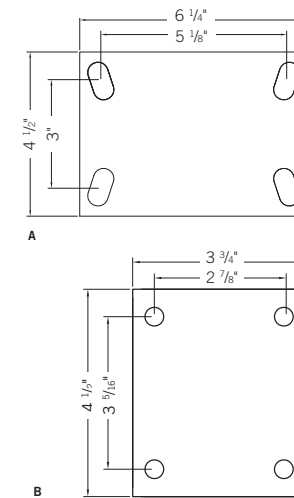
MINI TRIPLE SWIVEL CASTER BY RÄDER BUSCH						
The Mini Triple Swivel's small stature comes up big when you need all the advantages of a triple swivel, but in a small size that rivals most swivel casters.						
ITEM/DESCRIPTION	ITEM NUMBER	SWIVEL DIAMETER	OVERALL HEIGHT	CAPACITY	PRICE	
A MINI TRIPLE SWIVEL CASTER WITH BLACK POLYURETHANE WHEELS	CAST0085	6.9"	2.9"	660 lbs.	148.00	

Heavy Duty Casters – Triple Swivels



CASTER BARGAINS

10% Discount for Orders of 10 or more Stagemaster and Stagemaster Jr. Casters.



STAGEMASTER CASTERS

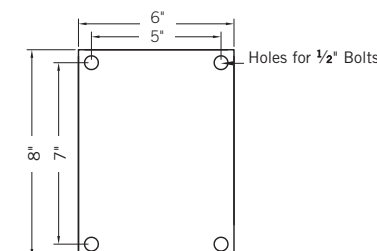
For moving scenery, props, and stage equipment. Three swiveling casters attached to a heavy duty swiveling base that easily maneuvers large, heavy items in tight quarters with ease.



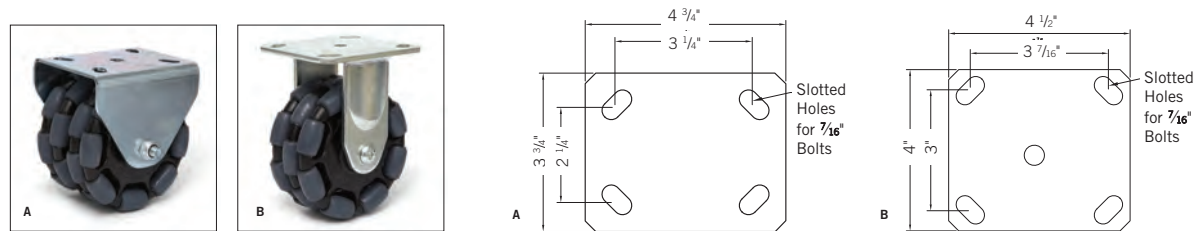
STAGEMASTER JR. CASTERS

Economical, medium duty, low clearance triple swivel caster.

TRIPLE SWIVEL CASTERS BY DARNELL-ROSE						
ITEM/DESCRIPTION	ITEM NUMBER	SWIVEL DIAMETER	OVERALL HEIGHT	CAPACITY	PRICE	
STAGEMASTER CASTERS						
A 2" NEOPRENE RUBBER STAGEMASTER CASTER	CAST0002	11"	5"	750 lbs.	233.40	
2 1/2" NEOPRENE RUBBER STAGEMASTER CASTER	CAST0010	11"	5 1/2"	750 lbs.	233.40	
2" HARD RUBBER STAGEMASTER CASTER	CAST0006	11"	5"	900 lbs.	233.40	
2 1/2" HARD RUBBER XAE STAGEMASTER CASTER	CAST0014	11"	5 1/2"	1,200 lbs.	233.40	
3" ADVANCED ELASTOMER STAGEMASTER CASTER	CAST0025	11"	6 1/8"	1,800 lbs.	297.05	
STAGEMASTER JR. CASTERS						
B 2" NEOPRENE RUBBER STAGEMASTER JR CASTER	CAST0003	1' 1/2"	3 3/4"	300 lbs.	116.70	
2 1/2" NEOPRENE RUBBER STAGEMASTER JR CASTER	CAST0011	1' 1/2"	4 1/4"	420 lbs.	116.70	
2" HARD RUBBER STAGEMASTER JR CASTER	CAST0007	1' 1/2"	3 3/4"	450 lbs.	116.70	
2 1/2" HARD RUBBER XAE STAGEMASTER JR CASTER	CAST0015	1' 1/2"	4 1/4"	495 lbs.	116.70	
3" ADVANCED ELASTOMER STAGEMASTER JR CASTER	CAST0026	1' 1/2"	4 15/16"	900 lbs.	143.22	



STAGEMASTER XL CASTER BY DARNELL-ROSE						
The latest member of the Stagemaster family — it's bigger, stronger, and maneuvers with ease. So bring on that insanely heavy scenery, we have the wheels to make it work!						
ITEM/DESCRIPTION	ITEM NUMBER	SWIVEL DIAMETER	OVERALL HEIGHT	CAPACITY	PRICE	
A 4" ADVANCED ELASTOMER STAGEMASTER XL CASTER	CAST0082	18"	6 3/4"	3,000 lbs.	579.38	




ROTACASTERS

Use these innovative casters to move wagons in any direction. Offers great stability on the narrowest wagon.

ITEM/DESCRIPTION	ITEM NUMBER	SWIVEL DIAMETER	OVERALL HEIGHT	CAPACITY	PRICE
A 5" (125 MM) QUAD WHEEL POLYURETHANE ROLLER FORMED MOUNT	CAST0083	N/A	5 5/8"	485 lbs.	70.00
B 5" (125 MM) TRIPLE WHEEL POLYURETHANE ROLLER WELDED MOUNT	CAST0084	N/A	6 1/8"	350 lbs.	54.00




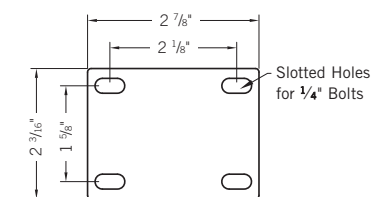
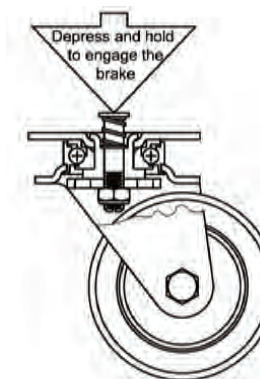
ROTACASTERS allow easy movement in ANY direction without using a swivel. Mounts right against platform framing. Standard Triple Wheel construction or Quad Wheel for heavier loads.



CORNER CASTERS BY PENN ELCOM

Corner Casters can be recessed to "wheelbarrow" scenic units or road cases.




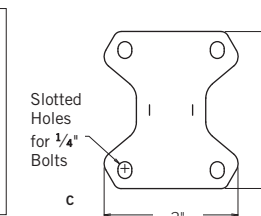

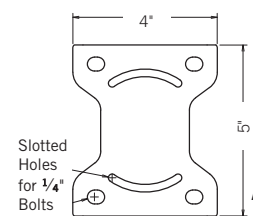
ITEM/DESCRIPTION	ITEM NUMBER	CAPACITY	PRICE
A 3" EXTERIOR MOUNT CORNER CASTER, BLACK HOUSING, BLACK WHEEL	CAST0075	330 lbs.	16.25
B 3" CORNER CASTER, SILVER DIECAST HOUSING, BLACK WHEEL	CAST0076	330 lbs.	16.25
B 3" CORNER CASTER, BLACK HOUSING, BLACK WHEEL	CAST0098	330 lbs.	16.25



CARTMASTER CASTERS BY DARNELL-ROSE

Durable dual grey, non-marking wheel with thread guards, ball bearings, and radial thrust bearings. Available with unique brake pin. Use your own mechanical device to depress and hold the brake.

ITEM/DESCRIPTION	ITEM NUMBER	SWIVEL DIAMETER	OVERALL HEIGHT	CAPACITY	PRICE
A CARTMASTER - NEOPRENE CASTER	CAST0047	5 1/8"	4"	200 lbs.	37.08
A CARTMASTER - NEOPRENE CASTER WITH BRAKE PIN	CAST0048	5 1/8"	4"	200 lbs.	42.23



TRACKING CASTERS & SURFACE TRACK

Use U-Groove Casters and Surface Track for quick and reliable tracking of platforms and other scenic elements. This system offers easy precise control of linear motion without the need to slot your stage.

ITEM/DESCRIPTION	ITEM NUMBER	SWIVEL DIAMETER	OVERALL HEIGHT	CAPACITY	PRICE
A 4" U-GROOVE TRACKING CASTER	CAST0099	N/A	5"	750 lb	114.75
B SURFACE TRACK WITH 3/4" FOR 4" U-GROOVE CASTER X 96"	CAST0101	N/A	N/A	N/A	205.50
C 3" U-GROOVE TRACKING CASTER	CAST0100	N/A	4"	550 lb	57.25
D SURFACE TRACK WITH 1/2" FOR 3" U-GROOVE CASTER X 96"	CAST0102	N/A	N/A	N/A	110.00



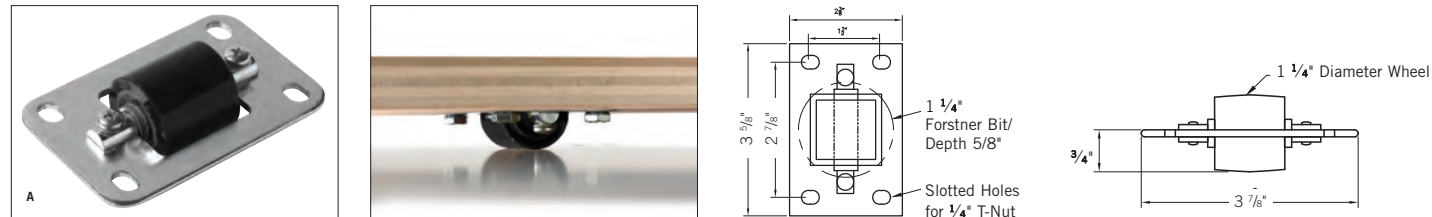
CASTER BARGAINS

10% Discount for Orders of 20 or more Pallet Master Casters.

PALLET MASTER CASTER

by Darnell-Rose

Exclusive to Rose Brand, this is the first commercially available caster for a low profile wagon. Rose Brand developed these together with Darnell-Rose using the Advanced Elastomer and sealed bearings to create a 1 1/4" diameter caster for pallets. Every Darnell-Rose product is 100% made in the USA by American craftsmen using only US suppliers.



Pallet Master Caster recessed wheel

PALLET MASTER CASTER BY DARNELL-ROSE

ITEM/DESCRIPTION	ITEM NUMBER	SURFACE MOUNT HEIGHT	CAPACITY	PRICE
A PALLET MASTER CASTER	CAST0051	1 1/16"	100 lbs.	22.66



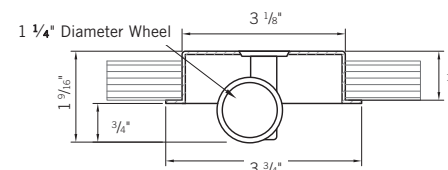
FURNITURE CASTER WITH FRICTION BRAKE 1 3/8" DIAMETER

Non-marking wheel with stem and plate mounting. 100 lb load capacity. Friction brake activates at approximately 20 lbs of weight - scenery rolls on easily but stays put.

ITEM/DESCRIPTION	ITEM NUMBER	SURFACE MOUNT HEIGHT	CAPACITY	PRICE
A FURNITURE CASTER WITH FRICTION BRAKE	CAST0115	1 7/16"	100 lbs.	21.95



Swivel Cup Caster recessed in wood



SWIVEL CUP CASTER

Made from high impact plastic with soft rubber wheels, the Swivel Cup Caster can be recessed into the base of scenery and has a slim 9/16 clearance to the stage floor. 100 lb load capacity.

ITEM/DESCRIPTION	ITEM NUMBER	SURFACE MOUNT HEIGHT	CAPACITY	PRICE
A SWIVEL CUP CASTER	CAST0089	9/16"	100 lbs.	32.65

WAGON BRAKES

Provide secure holding power, as well as fast, quiet releasing without having to drill holes in the stage floor. Mounted to the side of a platform or scenery, wagon brakes lift scenery off its casters, preventing the wagon from shifting under active movements. A minimum of two brakes per unit are recommended.



WAGON BRAKES

ITEM	ITEM NUMBER	MAXIMUM CAPACITY/LBS	PRICE
A 4510 - WITH SPINDLE	HWBR0001	300	24.75
B 4515 - 5/16" X 2 1/2" REPLACEMENT SPINDLE	HWBR0002	N.A.	3.75
C 4550 - HEAVY DUTY	HWBR0003	800	43.00
D 4555 - 3/8" X 3 1/2" EXTENSION SPINDLE	HWBR0004	N.A.	4.75
E UJA3 - TRIPLE E WAGON BRAKE	EEEW0001	600	306.63
F FLOOR LOCK - EXTENDED HEIGHT IS 5 5/8"	HWFL0002	N.A.	33.00
G WAGON BRAKE STANDARD WITH RUBBER FOOT SPINDLE, BLACK	HWBR0005	300	18.00
H WAGON BRAKE HEAVY DUTY WITH RUBBER FOOT SPINDLE, BLACK	HWBR0006	800	32.00

EVERYTHING YOU NEED IN PRODUCTION HARDWARE... IN STOCK



BUILDING, PAINTING, AND FLYING SCENERY ALL REQUIRE SPECIALTY HARDWARE AND MATERIALS NOT EASILY FOUND IN "BIG BOX" STORES. BROWSE A COMPLETE LINE OF PRODUCTS TO FULLY MEET YOUR SHOP NEEDS.

Scenery Construction and Flying

- Loose pin hinges
- Platform leg brackets
- Hanger Irons
- Ceiling Plates
- Coffin Locks
- Wagon Brakes
- Stage screws
- Hand tools
- and more...

Shop Supplies

- Bogus and Kraft Paper
- Grid paper
- Plastic sheeting
- Velcro
- Hampers
- Drapery Bags
- Dollies
- Road Boxes
- Tape
- and more...



Leg-A-Matic

LEG-A-MATIC

Leg-a-matic brackets are constructed from heavy gauge steel and sized for use with 2 x 4 legs. Brackets are pre-drilled to attach with 3/8" bolts. Change legs and reinforce platforms easily.


LEG-A-MATIC II

Use with 1 1/2" Schedule 40 pipe or 2" square tube legs. Complete versatility to quickly change leg heights as needed.


LEG-A-MATIC HARDWARE PACK

A convenient pack of hardware for easy installation of Leg-a-matic brackets. Each pack contains 4 x 3/8" x 2 1/4" flat head hex-key bolts, flat washers and nylon insert locking nuts. Does not include hardware to secure wooden legs with Leg-a-matic.

	Price
Leg-A-Matic	7.90
Leg-A-Matic II	10.75
Leg-A-Matic Hardware Pack	3.95




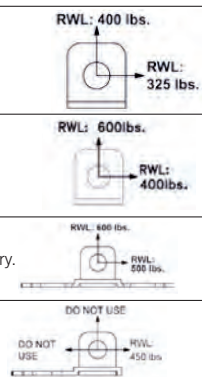
Leg-A-Matic II



HANGING HARDWARE

Traditional Hanger Irons, D-Rings and Ceiling Plates are the back bone of flying scenery pieces. All steel construction makes these connection points secure and reliable.


ITEM	DESCRIPTION	ITEM NUMBER	PRICE
A	D-RING & KEEPER PLATE - BLACK	HWDE0004	5.25
B	D-RING & KEEPER PLATE	HWDE0002	4.75
C	½" SHACKLE PLATE - BLACK	HWSH0027	4.05
D	½" SHACKLE PLATE	HWSH0009	3.10
E	½" SHACKLE PLATE STUBBY - BLACK	HWSH0028	3.95
F	½" SHACKLE PLATE STUBBY	HWSH0010	3.50
H	90° SHACKLE PLATE ½" EYE - BLACK	HWSH0029	5.75
I	90° SHACKLE PLATE ½" EYE	HWSH0012	4.80
J	90° SHACKLE PLATE STUBBY ½" EYE - BLACK	HWSH0030	5.35
K	90° SHACKLE PLATE STUBBY ½" EYE	HWSH0013	4.40
L	KEEPER PLATE - BLACK	HWKE0004	2.95
M	KEEPER PLATE	HWKE0001	2.50
N	KEEPER PLATE STUBBY - BLACK	HWKE0005	2.75
O	KEEPER PLATE STUBBY	HWKE0002	2.25
P	TOP HANGER IRON - BLACK	HWHA0003	8.95
Q	TOP HANGER IRON	HWHA0001	8.75
R	BOTTOM HANGER IRON	HWHA0002	10.25
S	CEILING PLATE WITH RING	HWCE0001	22.00
T	MENDING PLATE	HWME0014	2.60
U	WELDING PLATE	HWWE0001	2.00
V	PICTURE HANGER HOOK	HWPI0006	3.25
V	PICTURE HANGER SOCKET	HWPI0007	3.40



CONNECTION HARDWARE

Mount Coffin Locks in platform sections or wall panels to make installation and scene changes fast and secure. Five different styles accommodate a wide variety of construction and connection needs.


ITEM	ITEM NUMBER	DESCRIPTION	PRICE	
A	COFFIN LOCK - MALE	HWRO0006	Traditional mortise mount. AKA Roto Lock. Male only.	4.75
B	COFFIN LOCK - FEMALE	HWRO0007	Traditional mortise mount. AKA Roto Lock. Female only.	1.85
A B	COFFIN LOCK - MALE & FEMALE	HWRO0003	Traditional mortise mount. AKA Roto Lock.	6.40
C	DUAL LOCK BUTT-JOINT PANEL LATCH - MALE	HWDU0002	Dual Lock Male.	8.55
D	DUAL LOCK BUTT-JOINT PANEL LATCH - FEMALE	HWDU0003	Dual Lock Female.	2.75
C D	DUAL LOCK BUTT-JOINT PANEL LATCH - MALE & FEMALE	HWDU0001	Dual action take-up provides substantial closing pressure with minimal operating force on tool. Cam Action is an improvement over traditional "Coffin/Roto" locks. Helps provide air-tight & water-tight seals. Vibration and impact resistant.	10.96
E	SHALLOW TAB PANEL LOCK, FEMALE (R2)	HWPA0001	Tab mounts for shallow panel, female only	1.88
F	SHALLOW TAB PANEL LOCK, MALE (R2)	HWPA0002	Tab mounts for shallow panel, male only	4.90
E F	SHALLOW TAB PANEL LOCK, MALE & FEMALE	HWPA0003	Tab mounts for shallow panel, pair	6.58
G	DEEP TAB PANEL LOCK, FEMALE	HWPA0007	Tab mounts for deep panels, female only	2.25
H	DEEP TAB PANEL LOCK, MALE	HWPA0008	Tab mounts for deep panels, male only	4.23
G H	DEEP TAB PANEL LOCK, MALE & FEMALE	HWPA0009	Tab mounts for deep panels, pair	6.30
I	PANEL LOCK, FRONT MOUNT, FEMALE	HWPA0004	Front mount, female only	2.25
J	PANEL LOCK, FRONT MOUNT, MALE	HWPA0005	Front mount, male only	5.00
I J	PANEL LOCK, FRONT MOUNT, MALE & FEMALE	HWPA0006	Front mount, pair	7.05
K	T-HANDLE ALLEN WRENCH	HWTH0001	⅝" (8mm) Hex Key used on Dual Lock and Coffin Lock.	8.00



STAGE DECKING COFFIN LOCK KEY

Use to lock and unlock platform sections without bending over. Save your back and knees.

ITEM	ITEM NUMBER	DESCRIPTION	PRICE	
A	LONG T-HANDLE COFFIN LOCK KEY	HWTH0011	Long T-Handle Coffin Lock ⅝" (8mm) Hex Key. 41" long. Now with easy to remove tip. Replacement tips sold separately.	95.00
	LONG T-HANDLE COFFIN LOCK KEY - REPLACEMENT TIP	HWTH0010	Long T-Handle Coffin Lock ⅝" (8mm) Hex Key - replacement tip with roll pin fastener.	29.00



STAGE SCREW & THREADED INSERT


ITEM	ITEM NUMBER	DESCRIPTION	PRICE	
A	STAGE SCREW	HWST0009	Traditional threaded plug for a wooden stage floor and the machine screw with the triangular handle, in a black oxide finish.	5.25
	THREADED INSERT	HWST0010		4.95

Casters
Shop & Stage Supplies
DMX Winches
Curtain Track
Stage Effects Equipment
Stretcher Frame
Rigging & Fly Hardware
Personal Protective Equipment
Pipe & Tube Hardware
Index & Ordering Info



HINGE BARGAINS

20% Discount for Orders of 100 or more Hinges.




SCENERY HINGES

For connecting flats and walls or quick breakdown of set pieces. Rose Brand hinges are made of high quality steel for maximum strength and can easily be welded to steel frame construction.

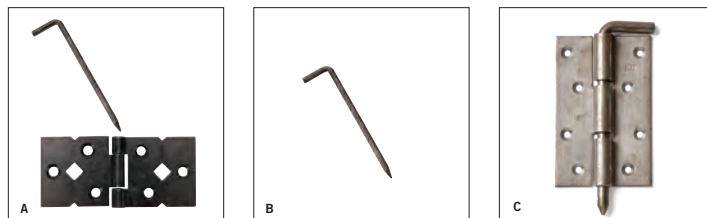
ITEM/DESCRIPTION	ITEM NUMBER	SIZE	DESCRIPTION	PRICE
A B HINGES AND PIN WIRE	HWHI0002	1.5"	Loose Pin Hinge	1.30
C D Choose from Loose Pin Hinges (removable pins) or Tight Pin Hinges (permanent pins). The 2.25" hinge pin can be replaced by a 20-penny nail. All hinges are steel. Price shown is per hinge. Pin Wire bundle of 100.	HWHI0005	1.5"	Tight Pin Hinge	1.30
E	HWHI0003	2"	Loose Pin Hinge	1.50
	HWHI0006	2"	Tight Pin Hinge	1.50
	HWHI0004	2.25"	Loose Pin Hinge	2.00
	HWHI0001	N.A.	Pin Wire	5.50

See additional hinge styles at <http://bit.ly/stage-hardware>




SCENERY HINGES

ITEM/DESCRIPTION	ITEM NUMBER	SIZE	DESCRIPTION	PRICE
A 2IN HEAVY DUTY SCENERY HINGE All steel 2" loose pin hinge with a unique "double sheet" construction to insure that the hinge won't deform or open up even under severe stress. An oversize pin with loop makes connecting and disconnecting scenic pieces fast and easy.	HWHI0012	2 3/8" x 3 9/16" x 1/8"	Loose Pin Hinge - Plain Steel	3.00
	HWHI0021	2 3/8" x 3 9/16" x 1/8"	Loose Pin Hinge - Black	3.65
B 2IN HEAVY DUTY SCENERY HINGE - QUICK FIT Just like HWHI0012 Heavy Duty Scenery Hinge, but with a twist. Extra spacing (3/8") between the barrel and receptacle of each pair allows the flaps to mate even when the scenery pieces are not perfectly aligned. Great for running scene changes in the dark or in awkward locations.	HWHI0013	2 3/8" x 3 9/16" x 1/8"	Loose Pin Hinge - Plain Steel	3.00
	HWHI0022	2 3/8" x 3 9/16" x 1/8"	Loose Pin Hinge - Black	3.65



SCENERY HINGES

ITEM	ITEM NUMBER	SIZE	DESCRIPTION	PRICE
A LOOSE PIN HINGES W/ PINS - BOX OF 10 PIECES - TRIPLE E PH100	EEEW0002	1 3/4"	Loose Pin Hinge	36.44
B LOOSE PINS ONLY - PACKAGE OF 10 - TRIPLE E LP100	EEEW0003	N.A.	Spare pins	14.57
C 5" LP BUTT HINGE WITH COTTER PIN	HWHI0017	N.A.	Butt Hinge with Pin	16.00



SCENERY HINGES


This heavy duty loose pin hinge has an exposed tapered pin to allow doors, window shutters and flats to be changed quickly and easily. Choose Left Pin or Right Pin. Knuckle Flap sold separately.

ITEM	ITEM NUMBER	PRICE
A 5" SLIP HINGE - LEFT	HWHI0018	13.25
B 5" SLIP HINGE - RIGHT	HWHI0019	13.25
C 5" SLIP HINGE - KNUCKLE FLAP	HWHI0020	13.25



SCENERY HINGES

ITEM/DESCRIPTION	ITEM NUMBER	SIZE	DESCRIPTION	PRICE
A DOUBLE KNUCKLE HINGE The unique double knuckle construction of this hinge allows it to lay flat in both orientations, "open" and "closed." Use with trap doors, full-open shutters, and other constructions where a 180° range is needed.	HWHI0014	5 7/8" x 1 3/4" x 3/16"	Double knuckle	18.95



SWIVELS

Center Swivel plate for props and scenery. Easy creation of all sorts of rotating mechanisms.

ITEM	SIZE	ITEM NUMBER	MAXIMUM CAPACITY/LBS	PRICE
A DOUBLE PLATED SWIVEL 5757	2 1/4" x 2 1/4"	HWSW0001	110 lb	26.00
B DOUBLE PLATED SWIVEL 9570	3 9/16" x 2 3/4"	HWSW0002	600 lb	26.00
C DOUBLE PLATED SWIVEL 135105	5 5/16" x 4 1/8"	HWSW0003	1,300 lb	77.00
D HD SWIVEL HUB	4 5/16"	HWSW0004	2,200 lb	39.25
E EXHD SWIVEL RING LOW PROFILE	15 3/4" dia. flange, 13 1/2" dia. hub x 1 3/4" high	HWSW0005	2,200 lb	539.25

Casters
Shop & Stage Supplies
DMX Winches
Curtain Track
Stage Effects Equipment
Stretcher Frame
Rigging & Fly Hardware
Personal Protective Equipment
Pipe & Tube Hardware
Index & Ordering Info

Use Bogus, Kraft and Grid paper to quickly layout your drop and insure paint doesn't bleed where it's not wanted.



GRID KRAFT

A Rose Brand exclusive, Grid Kraft shop paper eliminates the time required to snap out grid lines. Grid registration is printed at 3", 6" and 1 ft. intervals on high quality kraft paper. Ideal for cartooning, patterning, and general layout. Actual grid size - 72" wide. Roll has a 2" overlap edge for laying out larger areas.


	Price Per Roll
74" x 340' roll	150.00



KRAFT PAPER

All purpose brown shop paper. 50 lb. basis paper weight for maximum durability. All rolls yield approx. 326 linear yards of paper.

	Price Per Roll
24"	37.25
48"	75.00
60"	94.00
72"	115.00



BOGUS PAPER

A heavy weight, extra-wide floor liner. Used extensively in scenic art shops under fabric to protect surfaces and to assist in the speedy drying of drops. Grey.

	Price Per Roll
54" Approx. 167 yds. roll	145.00



BOGUS PAPER BARGAIN

5 Rolls or more10% Discount



TUFF MASK

Also known as Frisket Paper. Heavy-duty adhesive-backed masking paper for spray painting. The low tack adhesive makes the paper easily removable after the paint application has dried. Custom slit widths available up to 48" maximum width.

	Price Per Roll
48" x 100 yd. roll	236.25
48" x 50 yd. roll (with liner)	295.00



SEMI-WAX PAPER

Rose Brand's exclusive semi-wax system. Water resistant, won't stick to painted drops or leave behind a waxy residue.

	Price Per Roll
60" x 512' roll	135.00
60" x 1,025' roll	245.00



POLY SHEETING

Also known as Visqueen. All purpose, clear sheeting. Shop grade.

	Price Per Roll
10' x 100' roll, 4mil	55.00
20' x 100' roll, 4mil	85.00
20' x 200' roll, 2mil	85.00
20' x 200' roll, 6mil	120.00



SPEED CLIPS

Allows you to quickly secure a backdrop or overhead rag to pipe without much effort. Simply place the desired fabric against the pipe and snap on the speed clip! In addition, the 1½" clip works on the edge of 2 x lumber and the 1¼" clip works on the edge of 5/4" lumber.

	Price
1¼" White, Black, Digital Key Green	5.00
1½" White, Black, Digital Key Green	6.00



NYLON CABLE TIES

7" long. Black.

	Price
Pack of 100	6.00



ONE-WRAP STRAPS

A unique back-to-back Velcro® fastening system. Black, White.

	Price
Die Cut 50 pcs. ½" W x 8"L	25.00
Die Cut 900 pcs. ½" W x 8"L	255.00
Die Cut 50 pcs. ½" W x 12"L	25.00
Die Cut 600 pcs. ½" W x 12"L	255.00
25 yd. continuous roll ½" W	26.25



HOOK AND LOOP

25 yard rolls only. Black or White.

	Std.	Pressure Sensitive
¾" Male Hook or Female Loop	12.25	23.00
1" Male Hook or Female Loop	14.90	27.50
2" Male Hook or Female Loop	29.50	47.50
1" Acrylic Male Hook or Female Loop	N.A.	28.75
2" Acrylic Male Hook or Female Loop	N.A.	62.50



MULTI-PURPOSE FASTENERS

Maintain constant tension between screens and supporting structures. Bongo Ties are approx. 5" long; Stretch-N-Hook are approx. 10" long.

	Price
Bongo Ties Set of 10	6.99
Bungee with Ball & Hook	18.00/dz



BUNGEE CORD

Available in solid black and solid white.

	Price
5/16" x 250' Black	55.00
5/16" x 250' White	50.00
¼" x 250' Black	45.00
¼" x 250' White	50.00

LOW PROFILE PRESSURE SENSITIVE HOOK & LOOP

Ultra-low profile hook and loop tape is virtually undetectable. Less than 1/16" clearance. White loop (female). Clear hook (male).

	Price
1" Set of Male & Female - 25 yds.	119.95

PIPE SNAP

Clever self-loading clamp for fast mounting and relocation of theatre legs, borders and backdrops. Tube max diameter 2 ¼". Complete with swiveling hook. Available in Black and White. Load 33lbs.

	Price
Pack of 10	5.00

CABLE GUIDE CLIPS

For drapes, scrims and backdrops to help correct hour-glassed edges; can accommodate up to 3/16" cable. Clips are 1¼" long.

	Price
Pack of 10	18.05



JIB CLAMP

Heavy duty clamp to help correct hour-glassed edges of drapes, scrims and backdrops. Traditionally used with 1/8" cable. Available Black and White.

	Price
	6.95



HOLDON™

A quick temporary attachment that functions like a grommet. For lightweight fabrics use the Mini and for heavier fabrics use the Midi. No tools required. Sold in packs of 10 in either black or white.

	Price
Mini	11.00
Midi	16.00



SPRING CLAMPS

Convenient clamps to hold any material quickly and efficiently. Hand pressure spreads jaws to grip work. Use wherever relatively light pressure is adequate and where speedy application and removal are important.

	Price
1"	3.25
2"	5.00
3"	9.00
4"	14.00



DRAPE BAG

Rose Brand's rental drape bags are available for sale (in red only). Made of coated nylon with drawstring closure.

Price
30" x 40" 15.00

The best protection for your critical drapes and scenery is to carefully store and pack them in professional quality hampers, bags, and road boxes.



HAMPERS

Heavy weight canvas hampers with hinged wooden tops, reinforced bottoms and 4" swivel casters (44 Bushel has 5" casters). Ideal for soft goods storage and moving.

Size	L (Top) x W (Top) x Depth	Price
8 Bushel	34" x 22" x 23"	288.75
12 Bushel	36" x 26" x 27 1/2"	335.00
16 Bushel	40" x 28" x 30"	370.00
20 Bushel	44" x 32" x 33"	387.00
24 Bushel	54" x 34" x 30"	499.50
44 Bushel	82" x 31" x 33"	958.75

CANVAS TRAVEL / STORAGE BAGS

Made from heavy weight canvas, these sturdy storage bags feature grommet and drawstring construction. Keeps soft goods clean.

Price
Standard, 3' H x 2'6" Dia. 55.00
Small, 2'6" H x 1'8" Dia. 45.00



CASTER DONUTS

Bolt these to hamper lids to allow safe stacking of hampers. Sold in sets of 4.

Price
Set of 4 18.00



PACKING BLANKETS

Excellent for packing scenery. Approx. 72" x 78"

Price
Set of 2 38.00
Dozen 190.00



DOLLY

Solid top with handles cut in for easy handling. High capacity casters provide uniform load capacity of up to 3000 lbs.

Size	Price
12 1/2" x 32" x 7"	241.80



NFG TAPE

The perfect case tag for that...ahem...“Non-Functioning Gear.” This, fluorescent orange 2" wide Pro-Gaffer's Tape is printed with NFG every 12" for easy identification. Simply tear off the desired amount and apply to a road box. Use more or less depending on your level of frustration!

Price
25 yd. roll 16.98



QUILTED PACKING WRAP

Pads and protects scenic elements to be shipped or stored.

Price
80" 22.50/yd.
80" x 25 yd. roll 526.50



BASE PLATE BOXES

35 lb Base Box 25 1/2" x 21" x 26" - Holds (36) - 17 lb Bases & Pins or (18) - 35 lb Bases & Pins
62 lb Base Box 28" x 22" x 32"- Holds (8) - 62 lb Bases & Pins

Price
950.00
977.00

LONG HARDWARE BOXES (Uprights & Drape Supports/Horizontal)

7' Long Hardware Box 90" x 18" x 27" - holds up to 7' uprights, including repair ends.
9' Long Hardware Box 114" x 18" x 27" - holds up to 9' uprights, including repair ends.

Price
7' Case 1,407.00
9' Case 1,560.00

DRAPE BOX

Our carpet-lined standard rental drape box includes a removable lid and will hold 190 lbs. to 225 lbs. of drapes. 44" x 29" x 35".

Price
940.00

SADDLEBAG /SHOT BAG/ SMALL HARDWARE BOX

This sturdy, general purpose box can accommodate approximately 35 saddlebag-type Shot Bags weighing 25 lbs./bag or 50 saddlebag Shot Bags weighing 15 lbs./bag. 29" x 20 3/4" x 25 1/2".

Price
735.00



E-STRAP RATCHET STRAP

Size	Color	Rating	Price
2" x 16'	Grey	1,000	28.00



RATCHET STRAP EXTENDER

Joining 2 E-Track straps. Great for strapping large scenery in trucks.

Price
Each 10.20



PURCHASE 2" GAFFER'S TAPE BY THE CASE & SAVE! (24 ROLLS)



TAPE BARGAINS*

2" Pro Gaffer's.....	14.10/roll
2" Pro Gaffer's Fluorescent.....	16.40/roll
2" P-665.....	15.90/roll
2" Shurtape A&E Professional Grade Gaffer's.....	22.35/roll

*Must purchase a full case (24 rolls).
One Color Per Case.

TAPE STYLE	SPECIFICATIONS			PRICE
	Name	Description	Colors	
GAFFER'S TAPE 	PRO-GAFFER'S	Economic Vinyl Cloth Matte Finish	Teal, Burgundy, Dk Green, Red, Olive, Dk Blue, White, Purple, Tan, Grey, Yellow, Brown, Electric Blue, Black <i>30 Yd Roll Black Only</i>	1" x 55 yds. 8.86 2" x 30 yds. 12.05 2" x 55 yds. 15.20 3" x 55 yds. 23.48
	PRO-GAFFER'S FLUORESCENT	Brilliant in Ultraviolet Light Vivid in Normal Light	Green, Pink, Yellow, Orange, Blue	1" x 50 yds. 8.86 2" x 50 yds. 18.44 3" x 50 yds. 27.30
	SHURTAPE® A&E P-665	Vinyl Cloth Matte Finish General Purpose	Black, White, Grey <i>30 Yd Roll Black Only</i>	1" x 55 yds. 9.99 2" x 30 yds. 10.85 2" x 55 yds. 17.10 3" x 55 yds. 24.93
	SHURTAPE® A&E PROFESSIONAL GRADE GAFFER'S	Vinyl Cloth Matte Finish	Black, White, Grey <i>25 Yd Roll Black Only</i>	1" x 50 yds. 14.47 2" x 25 yds. 15.80 2" x 50 yds. 24.25
	CAMO GAFFER'S	Pro-Gaffer's Tape in Camouflage Patterns	Woodland, Desert	2" x 20 yds. 13.13
SET TAPE 	SET TAPE	A unique double sided tape for safe but secure temporary attachment to delicate floors, walls, windows and more - the ideal solution for working in event spaces. One side has a gentle painter's tape adhesive that won't damage or mar sensitive surfaces. The other uses an aggressive carpet tape adhesive to securely hold porous and non-porous materials alike. Use Set Tape on location, in ballrooms, churches and public spaces, or on stage - anywhere a safe but secure attachment is needed.		2" x 20 yds. 18.00
	SPIKE TAPE 	CLOTH SPIKE	Economic, Matte Finish Used to Spike Stages and Color Code	Black, Brown, Dk. Blue, Lt. Grey, Dk. Green, Red, White, Electric Blue, Purple, Olive, Burgundy, Yellow, Teal, Tan
CLOTH SPIKE FLUORESCENT		Brilliant in Ultraviolet Light Vivid in Normal Light	Green, Pink, Yellow, Orange	½" x 45 yds. 7.51

PAPER TAPE • MASKING TAPE • GLOW TAPE • ELECTRICIAN'S TAPE • SAFETY TAPE • DUCT TAPE • DOUBLE-FACED TAPE • SPECIALTY TAPE • PACKING TAPE



GROMMETS & ACCESSORIES

	Price
#2 Brass Grommets, Plain	11.55/gross
#3 Brass Grommets, Plain	17.00/gross
#4 Brass Grommets, Plain	21.00/gross
#2 Grommet Hole Cutter and Setting Die	90.00/set
#3 Grommet Hole Cutter and Setting Die	105.00/set



OMEGA PACIFIC JAKE KEYLOCK CARABINER

Side swing gate for greater clearance. Notchless gate to reduce snags while clipping. Shape keeps rope centered. Locking and non-locking version. Non-locking is a straight gate. 3 Stage Quick locking system.

Gate Opening: 28.5mm

Strength:

Major Axis: 28 kN

Minor Axis: 10 kN

Gate Open: 8 kN

Certification: CE and UIAA

Weight: 99 g

PPEC0009	Price 21.60
----------	-------------



See page 90 for Podgers.



BLUEWATER SPARK CHALK BAG

Includes waist belt, toothbrush holder and drawstring closure. Available in black, orange, green and blue.

Price	12.50
-------	-------



THE LIGHT SOURCE™ MEGA-COMBO WRENCH

Handy pocket wrench to focus lights. Fits on your keychain, and ½" and ⅝" hex head and square head bolts. Available in Mill Finish, Red, Orange, Gold, Green, Blue, and Black.

Price	8.25
-------	------



BLUEWATER RETRACTABLE TOOL LANYARD

36" elastic nylon webbing (not bungee) extends to 60"

Black	Price 8.00
-------	------------



ULTIMATE FOCUS TOOL

- Continuity Tester for Edison, stage pin, twist, loose lamps, fuses and more
- ½" socket yolk bolt
- Socket for Thomas 6 light lamp bars
- Long slot for wingnuts, road case latches and moving light thumb screws
- ¼" for C-clamp swivel nut
- Access panel to battery-type 390
- Handle slot for Strand, ETC, Altman, Thomas and some mic stands
- Slot for new fat wingnuts
- Pin splitter 20 – 60 amp bates connectors
- Lanyard hole
- Made from hard coat anodized aluminum

Ultimate Focus Tool	Price 75.00
---------------------	-------------



THE LIGHT SOURCE™ MONGO-WRENCH

The Mongo-Wrench is a massive wrench, machined out of solid aircraft aluminum billet. The Mongo-Wrench will fasten everything a Mega-Combo Wrench can plus the Mega-Coupler Nut, other coupler wing nuts, and not to mention is a bottle opener! 1" thick by 9" long.

	Price 39.50
--	-------------

Wahlberg Winches come in sizes from 1Kg up to a powerful 50Kg load rating. Simple to operate via DMX. This family of winches is perfect for providing fast and easy light-duty scenery automation using DMX to set position and trim points, write movement cues, or create stunning motion “choreography.” Use multiple winches to create a fully automated contour curtain, where each lift line in the drape is controlled independently and can be programmed to different looks via DMX console.

A variant of the Winch 10, the Winch 10 LX allows electrical power to be run down the lifting cable enabling you to electrify the element being hung, such as a chandelier, lighted sign, or moon box. The Wahl Winches are not intended for use hoisting line sets or other critical and load-bearing rigging elements.

How are Winches used?

- Use with light-weight curtains, practicals, trick lines, and light rigging.
- Use multiple winches to create beautiful choreography of floating elements, all synchronized and easily programmed via DMX.
- Create interesting animations of fabric panels or other light-weight elements.
- Fly-in chandeliers or other practical lighting without the use of battens and fly rails.
- Drop in moon boxes, window units, mirrors, and picture frames.

A simple and affordable solution to automate a wide variety of scenic elements. Easily controlled via DMX from a lighting desk or stand-alone controller.

Thirty-one (31) Winch 10LX were used to create the matrix of naked light bulbs which flew in and out of scenes in Mimi Lien's set for *Natasha, Pierre and the Great Comet of 1812*. Rose Brand's 16 oz Cherry Princess Velour; Scenic Design: Mimi Lien; Scene Shop: Hudson Scenic; Photo: Chad Batka



WINCH 1

Light Duty, Fast DMX Winch
Part No. WAHL0001
\$1,350.00


Perfect for small fast pick-ups of fabrics or other special effects. The extra large take up reel makes this compact cable winch the fastest in our range, running at 60 in / sec. Suitable for lightweight loads up to a 1 Kg (2.2 lbs).

Benefits

- Fastest cable speed.
- Small form factor allows the winch to be mounted practically anywhere.
- Create quick grab gags and other fabric effects needing fast retraction.
- Precise and repeatable positions and limits easily set via 16-bit DMX.

Specifications

- 1.2 Kg (2.5 lbs) working load limit (min. load 0.6 Kg (1.3 lbs))
- 5 – 60 inch/sec. speed
- 40 ft lifting height (50 ft optional)
- 2 mm (3/32 in) 7 x 7 strand aircraft cable
- 5-pin DMX input and pass through
- 7 Channels of DMX control
- 16-bit DMX precision
- PowerCon™ TRUE1 input and pass thru
- 120VAC / 230VAC switchable
- 5.1 x 8.9 x 14.1 inches; 13.2 lbs



WINCH 5

Light Duty, Fast DMX Winch
Part No. WAHL0002
\$1,595.00

A compact cable winch with a 5 Kg (11 lb) load limit which can be easily controlled via DMX from a lighting desk or stand-alone controller.

Benefits

- Twice as fast as Winch 10.
- Small form factor allows the winch to be mounted practically anywhere.
- Easily automate scenic moves without dedicated battens and rigging systems.
- Precise and repeatable positions and limits easily set via 16-bit DMX.

Specifications

- 5 Kg (11 lbs) working load limit (min. load 1 Kg (2.2 lbs))
- 2 - 22 inch/sec. speed
- 33 ft lifting height (50 ft optional)
- 2 mm (3/32 in) 7 x 7 strand aircraft cable
- 5-pin DMX input and pass through
- 7 Channels of DMX control
- 16-bit DMX precision
- PowerCon™ input
- 120VAC / 230VAC switchable
- 9.5 x 8.3 x 5.19 inches; 12 lbs



WINCH 10

Light Duty, DMX Winch
Part No. WAHL0003
\$1,595.00

A compact cable winch with a 10 Kg (22lb) load limit which can be easily controlled via DMX from a lighting desk or stand-alone controller.

Benefits

- Small form factor allows the winch to be mounted practically anywhere.
- Easily automate scenic moves without dedicated battens and rigging systems
- Precise and repeatable positions and limits easily set via 16-bit DMX

Specifications

- 10 Kg (22 lbs) working load limit (min. load 1 Kg (2.2 lbs))
- 2 - 12 inch/sec. speed
- 33 ft lifting height (50 ft optional)
- 2 mm (3/32 in) 7 x 7 strand aircraft cable
- 5-pin DMX input and pass through
- 7 Channels of DMX control
- 16-bit DMX precision
- PowerCon™ TRUE1 input
- 120VAC / 230VAC switchable
- 9.5 x 8.3 x 5.19 inches; 12 lbs



WINCH 10 LX

Light Duty, DMX Winch
Part No. WAHL0005
\$2,295.00

Useful in any situation where you need to provide power to a scenic element that is being flown. The Winch 10 LX combines a light duty load rating with an integrated electrical circuit in the lifting line. Perfect for eliminating the mess created by having to rig secondary electrical circuit.


Benefits

- Seamlessly provide power and data control to scenic elements
- Small form factor allows the winch to be mounted practically anywhere.
- Easily automate scenic moves without dedicated battens and rigging systems
- Precise and repeatable positions and limits easily set via 16-bit DMX

Specifications

- 10 Kg (22 lbs) working load limit (min. load 2.5 Kg (5.5 lbs))
- 2 - 12 inch/sec. speed
- 33 ft lifting height
- Kevlar jacketed lifting cable with integrated 4-circuit
- Grooved drum for quiet, kink-free cable wrapping
- 5-pin DMX input
- 7 Channels of DMX control
- 16-bit DMX precision
- PowerCon™ TRUE1 input
- 120VAC / 230VAC switchable
- Accessory Power: 300V, 5A max.
- 15.75 x 11.8 x 11.8 inches; 22 lbs

Now with
4 circuit lifting cable
for power and data
connections



WINCH 25

Med Duty DMX Winch
Part No. WAHL0006

\$4,775.00

A compact cable winch with a 25 Kg (55 lb) load limit which can be easily controlled via DMX from a lighting desk or stand-alone controller.

Benefits

- Compact yet powerful winch offers maximum versatility for rigging solutions
- Easily automate scenic moves without dedicated battens and rigging systems
- Precise and repeatable positions and limits easily set via 16-bit DMX

Specifications

- 25 Kg (55 lbs) working load limit (min. load 1 Kg (2.2 lbs))
- 2 - 16 inch/sec. speed
- 33 ft lifting height (50 ft optional)
- 2 mm (3/32) in 7x7 strand aircraft cable
- 5-pin DMX input and pass through
- 6 Channels of DMX control
- 16-bit DMX precision
- PowerCon™ TRUE1 input
- 208/240VAC input, 300 watt consumption
- 15.7 x 8.9 x 11.4 inches; 46 lbs

WINCH 25 X2

Dual Cable Med Duty DMX Winch
Part No. WAHL0008

\$5,475.00

Uses two active lift lines to maintain a set piece in a plane, eliminating any rotation or sway while in motion. Like the rest of the Wahlberg Winch series, the Winch 25 X2 is compact enough to fit comfortably in a grid, attach to small truss, or mount to ceiling points while still providing 25 Kg (55 lbs) of lift. With its unique 2 wire configuration, this winch offers an easy solution to flying in all types of scenic elements that need to maintain their proper orientation while flying.

Benefits

- Unique 2 wire configuration prevents scenery from rotating while flying in or out
- Compact yet powerful winch offers maximum versatility for rigging solutions
- Easily automate scenic moves without dedicated battens and rigging systems
- Precise and repeatable positions and limits easily set via 16-bit DMX

Specifications

- 25 Kg (55 lbs) working load limit (min. load 1 Kg (2.2 lb))
- 2 - 16 inch/sec. speed
- 33 ft lifting height (50 ft optional)
- 2 mm (3/32 in) 7x7 strand aircraft cable
- 5-pin DMX input and pass through
- 6 Channels of DMX control
- 16-bit DMX precision
- Powercon™ TRUE1 input
- 208/240VAC input, 300 watt consumption
- 9 x 9.8 x 13.8 inches; 70 lbs

WINCH 50

Med Duty DMX Winch
Part No. WAHL0007

\$6,575.00

The strongest winch in the Wahlberg range. The Winch 50 maintains a compact form while providing 50Kg (110 lb) of lifting strength. Working alone or configured together, the Winch 50 can be used for flying dimensional set pieces or rigging heavier weight drapery fabrics. DMX control makes setting positions and limits quick and easy, and complex motion cues can be written and recalled with ease.

Benefits

- Compact yet powerful winch offers maximum versatility for rigging solutions
- Easily automate scenic moves without dedicated battens and rigging systems
- Precise and repeatable positions and limits easily set via 16-bit DMX

Specifications

- 50 Kg (110 lbs) working load limit (min. load 3.5 Kg (7.7 lb))
- 3.5 - 18 inch/sec. speed
- 49 ft lifting height (75 ft optional)
- 3 mm (1/8 in) 7 x 19 strand aircraft cable
- 5-pin DMX input and pass through
- 6 Channels of DMX control
- 16-bit DMX precision
- Powercon™ TRUE1 input
- 208/240VAC input, 550 watt consumption
- 17.3 x 11 x 11.8 inches; 55 lbs

WINCH COMPARISON CHART

ITEM	MIN. LOAD	LOAD CAPACITY	TRAVEL SPEED	INPUT VOLTAGE	SIZE IN INCHES (L-W-H)	WEIGHT	NOTES
WINCH 1	0.6 Kg (1.3 lbs.)	1 Kg (2.2 lbs.)	5-60 in/sec	120v or 230v	5.1 x 10.1 x 14.1	13.2 lbs.	Fastest retraction speed.
WINCH 5	1 Kg (2.2 lbs.)	5 Kg (11 lbs.)	2-22 in/sec	120v or 230v	9.5 x 8.3 x 5.19	11.5 lbs.	Twice as fast as Winch 10.
WINCH 10	1 Kg (2.2 lbs.)	10 Kg (22 lbs.)	5-12 in/sec	120v or 230v	9.5 x 8.3 x 5.19	11.5 lbs.	Perfect for rigging lightweight drapes.
WINCH 10 LX	2.5 Kg (5.5 lbs.)	10 Kg (22 lbs.)	5-12 in/sec	120v or 230v	9.5 x 15.5 x 5.8	18.5 lbs.	Powered cable provides 5A of power and data to suspended unit.
WINCH 25	1 Kg (2.2 lbs.)	25 Kg (55 lbs.)	2-16 in/sec	208v / 230v	15.7 x 8.9 x 11.4	46 lbs.	For medium duty loads with high speeds.
WINCH 25 X2	1 Kg (2.2 lbs.)	25 Kg (55 lbs.)	2-16 in/sec	208v / 230v	27 x 8.9 x 14.25	55 lbs.	Dual cable picks prevent element from rotating while raising or lowering.
WINCH 50	3.5 Kg (7.7 lbs.)	50 Kg (110 lbs.)	3.5-18 in/sec	208v / 230v	12.9 x 11.7 x 17.5	66 lbs.	For heavier loads at lower speeds.

**ROSE BRAND
NOW STOCKS
140, 280, 170
TRACK SERIES IN
BLACK IN CA
AND NJ.**

SELECT FROM A WIDE VARIETY OF CURTAIN TRACK PRODUCTS FROM COMPANIES YOU TRUST LIKE ADC AND TRIPLE-E.

USE THESE PRODUCTS TO MEET VIRTUALLY ANY TRACK REQUIREMENT, FROM THE SIMPLE TO THE COMPLEX. WHETHER YOU NEED HEAVY-DUTY OR LIGHT-DUTY, STRAIGHT OR CURVED, HAND-DRAWN OR PROGRAMMED AND MOTORIZED CONTROL, WE HAVE IT ALL!

CURTAIN TRACK QUICK REFERENCE

USAGE	RECOMMENDED TRACK	PAGE
STAGE TRACK	ADC 280 Series, 170 Series	35-37
	EEE Unitrack, Erail, Chainbeam, Unibeam, Chaintrack, 2-Way Track, Chainrail	42-50
STUDIO (CYC) TRACK	ADC 140 Series, 132 Series	38-39
	EEE Unitrack, Erail	42-45
INTERIOR/WINDOW CURTAIN TRACK	ADC 220 Series, 113 Series	39
PREMIUM TRACK	EEE Unibeam, Chaintrack, Chainbeam	46, 49

ADC 140 Series Track

ADC 280 TRACK SELECTOR CHART

TRADE NAMES METAL CONSTRUCTION AND SERIES	APPROX. MAX. CURTAIN WT. PER FOOT OF TRACK (LBS.)	MAX. TRACK LENGTH BI-PARTING	APPROX. CURTAIN STACKING SPACE PER LINEAR FT. TRACK	MODEL NO.	DIFFERENCES: TIRE/AXLE (SINGLE CARRIER PART NUMBER)	CWANA** PRICE PER FOOT
280 SERIES SILENT STEEL®	20	60'	2.4"	280	Polyethylene/Ball-Bearing (2801, Nylon Block)	49.04
	25	60'	2.4"	280-A	Polyethylene/Ball-Bearing (2801-B, Steel Block)	52.37
	30	80'	2.4"	281	Neoprene Ball-Bearing (2849, Steel Block)	98.78
	50	80'	2.4"	282	Nylon/Ball-Bearing (2851, Steel Block)	87.35
	50	Any	2.4"	283-N	Nylon/Ball-Bearing (2851, 8" pulleys, 1/2" rope)	97.35
	30	Any	2.4"	283-R	Neoprene/Ball-Bearing (2849, 8" pulleys, 1/2" rope)	118.70


**CWANA: Complete With All Necessary Accessories.

CWANA price includes carriers, pulleys, endstops, hanging clamps, splice clamps and rope if necessary.

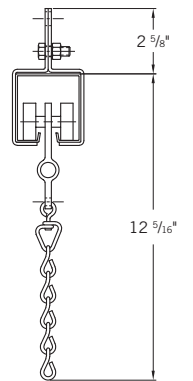
- Track will be sold in stock lengths only. If precise cutting is required, add 9.00 per cut.
- In most situations, extra track is needed to allow curtains to overlap in the middle.
- Track lengths greater than 8' must ship via common carrier.

280 SERIES SILENT STEEL®

SILENT STEEL is the most famous name in heavy duty stage tracks. The Model 280 steel series is used in the majority of stage installations with heavy weight curtains of any length, and is particularly quiet in operation. Models 281 and 282 are for use with especially heavy curtains. They are essentially identical to Model 280 except neoprene-tire ball-bearing carriers are supplied with Model 281, while larger diameter floor and end pulleys and heavy duty nylon-tire ball-bearing carriers are furnished with Model 282 and Model 283. 280 Series tracks cannot be curved. 1 carrier per foot included in CWANA price.



Rose Brand stocks ADC 280 Series Track in Black!



280 SERIES COMPONENTS

2800 Channel	2824 Suspended Splicing Clamp	2824-A Ceiling Splicing Clamp	Pipe Clamp
2808 Hanging Clamp	CPS-1 Center Pipe Support	Threader	2807 Lap Clamp
2803 Live End Pulley	2804 Dead End Pulley	2805 Adjustable Floor Pulley	2865 Tension Floor Pulley
Single Carrier	Master Carrier	2839 Overlapping Master Carrier	Back Pack Guide
2840 Masking/Panel Master Carrier	Multi-Purpose Carrier		

**ROSE BRAND
NOW STOCKS**
140, 280, 170
TRACK SERIES IN
**BLACK IN CA
AND NJ.**

ADC 170/260 TRACK SELECTOR CHART


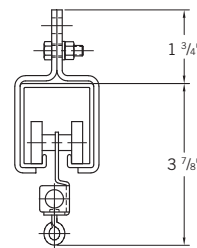
TRADE NAMES METAL CONSTRUCTION AND SERIES	APPROX. MAX. CURTAIN WT. PER FOOT OF TRACK (LBS.)	MAX. TRACK LENGTH BI-PARTING	APPROX. CURTAIN STACKING SPACE PER LINEAR FT. TRACK	MODEL NO.	DIFFERENCES: TIRE/AXLE (SINGLE CARRIER PART NUMBER)	CWANA** PRICE PER FOOT
170 SERIES BESTEEL® 260 FENESTEEL®	10	40'	1.5"	170, 260	Polyethylene (1701) (260 uses 2602 masters)	47.48
	15	48'	1.5"	171-N	Nylon Ball-Bearing (1737)	47.48
	13	48'	2"	171-R	Neoprene/Ball-Bearing (1749)	53.27
	10	40'	1.5"	172	Polyethylene (1701, 4" pulleys, 5/16" rope)	40.67
	10	Any	1.5"	173	Polyethylene (1701 Walk-Along)	24.03
	13	Any	1.5"	173-N	Nylon/Ball-Bearing (1737 Walk-Along)	37.32
	15	Any	2"	173-R	Neoprene/Ball-Bearing (1749 Walk-Along)	53.27

****CWANA: Complete With All Necessary Accessories.**

- CWANA price includes carriers, pulleys, endstops, hanging clamps, splice clamps and rope if necessary.
- Track will be sold in stock lengths only. If precise cutting is required, add 9.00 per cut.
- In most situations, extra track is needed to allow curtains to overlap in the middle.
- Track lengths greater than 8' must ship via common carrier.

170 SERIES BESTEEL®

BESTEEL is the most popular medium-duty stage track. The Model 170 steel series is used on the majority of stage installations with medium or light weight curtains with lengths up to about 36'. On slightly heavier installations, Models 171-N or 171-R can be used. The cord operated 170 and 260 series tracks cannot be curved. Model 173, which is for "walk-along" cyclorama and gym divider curtains can be outfitted with pre-manufactured curved sections. 1 carrier per foot is included in CWANA price.



170 CURVED TRACK SECTIONS

For walkalong use only. Splice clamps incl.

	Price
1755 Approx. 2' x 2' 45°	344.63
1752 Approx. 3' x 3' 90°	352.95

170 SERIES COMPONENTS

1700 Channel, 1724 Splicing Clamp, 2624 Splicing Clamp, Pipe Clamp, 1708 Hanging Clamp, CPS - 2 Center Pipe Support, Threader, 1707 Lap Clamp, 1709 End Stop, 1703 Live End Pulley, 1704 Dead End Pulley, 2805 Adjustable Floor Pulley, 2865 Tension Floor Pulley, Single Carrier, Master Carrier, 2602 Master Carrier, Back Pack Guide

**EVERYTHING
YOU NEED
IN PRODUCTION HARDWARE...
IN STOCK**

Casters
Shop & Stage Supplies
DMX Winches
Curtain Track
Stage Effects Equipment
Stretcher Frame
Rigging & Fly Hardware
Personal Protective Equipment
Pipe & Tube Hardware
Index & Ordering Info

**ROSE BRAND
NOW STOCKS**
140, 280, 170
TRACK SERIES IN
**BLACK IN CA
AND NJ.**

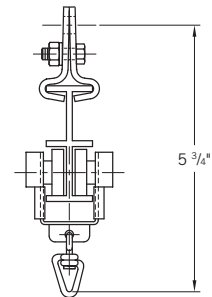
ADC 140 TRACK SELECTOR CHART						
TRADE NAMES METAL CONSTRUCTION AND SERIES	APPROX. MAX. CURTAIN WT. PER FOOT OF TRACK (LBS.)	MAX. TRACK LENGTH BI-PARTING	APPROX. CURTAIN STACKING SPACE PER LINEAR FT. TRACK	MODEL NO.	DIFFERENCES: TIRE/AXLE (SINGLE CARRIER PART NUMBER)	CWANA** PRICE PER FOOT
140 SERIES RIG-I-FLEX® Aluminum Track <i>(Can be curved - Call for Pricing)</i> *Spindles and Idler Brackets sold separately.	7	60'	1.8"	140	Nylon/Ball-Bearing (4201)	37.94
	7	60'	1.8"	140-R	Nylon (4237)	37.93
	15	60'	1.8"	141	Nylon/Ball-Bearing (4201 Straight Only)	40.53*
	15	60'	1.8"	141-R	Nylon/Ball-Bearing (4237)	37.93*
	15	Any	1.8"	142	Nylon/Ball-Bearing (4201 Walk-Along)	31.83
	15	Any	1.8"	142-R	Nylon (4237 Walk-Along)	30.47

****CWANA: Complete With All Necessary Accessories.**
CWANA price includes carriers, pulleys, endstops, hanging clamps, splice clamps and rope if necessary.

- Track will be sold in stock lengths only. If precise cutting is required, add 9.00 per cut.
- In most situations, extra track is needed to allow curtains to overlap in the middle.
- Track lengths greater than 8' must ship via common carrier.

140 SERIES RIG-I-FLEX®


RIG-I-FLEX is a versatile I-beam track which has been engineered for both curved (Model 140) and straight (Model 141) cord traverses as well as for "walk-along" (Model 142). It was designed for medium weight curtains on stages and TV studios and for enclosing areas in industrial plants. Overall track length should not exceed 60'. Model 140 utilizes spindles and idler brackets (not included in CWANA pricing) for guiding the operating cord along curved areas. The track is curved on-the-job or at the factory (at an additional price) to a minimum radius of 2'. Bending tools also available from Rose Brand. 1 carrier per foot is included in CWANA price.



140 CURVED TRACK SECTIONS

Pre-curved track section with splice clamps.

	Price
1492 Approx. 2' x 2' 90°	157.50



140 SERIES ACCESSORIES				
ITEM	ITEM/DESCRIPTION	ITEM NUMBER	COLOR	PRICE
A	THE LIGHT SOURCE™ M140 TRACK SPLICE A set of 2 aluminum bars for splicing 140 track together on walk-along systems. Back bar is tapped for the included hardware. Only 3/4" hex key is needed for installation. Use M140 Track Punch for proper hole placement.	HWTR0002	Black	5.90
		HWTR0001	Aluminum	5.90
B	THE LIGHT SOURCE™ M140 TRACK PUNCH Punches one hole in the end of 140 track for proper placement of the M140 Track Splice. Effortlessly provides over 1 ton of punching force!	HWTR0003	Aluminum	225.00
C	THE LIGHT SOURCE™ MEGA-TRACK HANGER SHORT Mounts your 140 series track 3/16" off the bottom of a batten or the bottom pipe of a pipe grid. Can be used perpendicular or parallel to the pipe. Hardware included.	HWME0012	Black	15.85
		HWME0011	Aluminum	15.85
D	THE LIGHT SOURCE™ MEGA-TRACK HANGER LONG Used to offset the distance between the top and bottom pipe when installing 140 track to the top pipe of a pipe grid. Can be used perpendicular or parallel to the pipe. Used in conjunction with the Mega-Track hanger short. Hardware included.	HWME0010	Black	15.85
		HWME0009	Aluminum	15.85

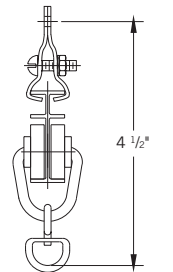
ADC 132/220/113 TRACK SELECTOR CHART						
TRADE NAMES METAL CONSTRUCTION AND SERIES	APPROX. MAX. CURTAIN WT. PER FOOT OF TRACK (LBS.)	MAX. TRACK LENGTH BI-PARTING	APPROX. CURTAIN STACKING SPACE PER LINEAR FT. TRACK	MODEL NO.	DIFFERENCES: TIRE/AXLE (SINGLE CARRIER PART NUMBER)	CWANA** PRICE PER FOOT
132 SERIES FLEX-I-TRAC® Aluminum Track <i>(Can be curved - Call for Pricing)</i>	6.5	Any	1"	132	Nylon (1301 Walk-Along)	26.28
	6.5	Any	1"	132-A	Nylon/Self Lubricating (1301-A Walk-Along)	25.58
	13	Any	1"	132-B	Nylon/Ball-Bearing (1337 Walk-Along)	28.47
	3	Any	1"	132-C	Nylon/Ball-Bearing (1337-A Walk-Along)	34.85
220 SERIES TRAK-EZE® Aluminum Track	13	26'	3.0"	220	Polyethylene (1701)	39.62
	13	32'	1.5"	220-N	Nylon/Ball-Bearing (2201)	42.88
113 SERIES SPECIFINE® Aluminum Track	4	20'	2.5"	113	Polyethylene (1131)	28.78
	4	20'	2.5"	113-W	Polyethylene (1131 Walk-Along)	21.92

****CWANA: Complete With All Necessary Accessories.**
CWANA price includes carriers, pulleys, endstops, hanging clamps, splice clamps and rope if necessary.

- Track will be sold in stock lengths only. If precise cutting is required, add 9.00 per cut.
- In most situations, extra track is needed to allow curtains to overlap in the middle.
- Track lengths greater than 8' must ship via common carrier.

132 SERIES FLEX-I-TRAC® (Walk-Along Only)

FLEX-I-TRAC is a light-to-medium duty cyclorama I-beam type track designed for light to medium weight stage and TV studio curtains, and for enclosing industrial welding booths. This economically priced track unit is supplied for "walk-along" operation only, with no cord, pulleys, or master carriers. The track can be curved on-the-job (or at the factory at an additional price) to virtually any degree on a 2' minimum radius. For the most satisfactory track operation, the track should be solidly anchored to the ceiling with ceiling clamps. Bending tools also available from Rose Brand. 1 carrier per foot is included in CWANA price.



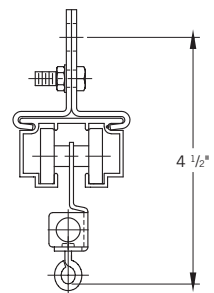
132 CURVED TRACK SECTIONS

Pre-curved track section with splice clamps.

	Price
1392 Approx. 2' x 2' 90°	115.50

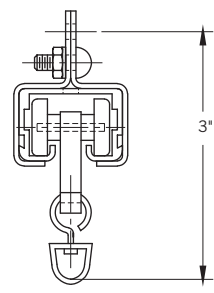
220 SERIES TRAK-EZE®

TRAK-EZE track is an ideal commercial duty curtain track for straight traverse installations of 26 feet or less, where it is important that the cord be completely concealed in the track and that the track be mounted directly to the ceiling structure. The track has a low profile and is aesthetically appealing while still providing the strength needed for moderately sized curtains. 2 carriers per foot for 220; 1 carrier per foot for 220N.




113 SERIES SPECIFINE®

SPECIFINE Model 113 is an aluminum box-shaped curtain track especially designed to meet architectural specifications for straight traverses up to 20' in length. Classrooms, residences, board rooms, multi-purpose rooms, cafeterias, churches, hotels, and banks are all ideal applications for the Model 113 Specifine track. 2 carriers per foot are included in CWANA price.



Casters
Shop & Stage Supplies
DMX Winches
Curtain Track
Stage Effects Equipment
Stretcher Frame
Rigging & Fly Hardware
Personal Protective Equipment
Pipe & Tube Hardware
Index & Ordering Info



DRAW CURTAIN MOTOR SELECTOR GUIDE

	BRAND	MODEL NO.	HP	POWER REQUIRED	ROPE SPEED	TYPE	MAX ROPE TRAVEL (IN FEET- ONE WAY)	MOUNT	TRACK TYPE	PRICE
A	ADC	2928	½	120v - 1 Phase - 8.8 Amp 220v- 1 Phase - 4.4 Amp	45 or 90 ft/min	Friction Drive	Unlimited	Track/Ceiling/Wall	280 Series	4,963.54
A	ADC	2917	½	120v - 1 Phase - 8.8 Amp 220v- 1 Phase - 4.4 Amp	45 or 90 ft/min	Friction Drive	Unlimited	Track/Ceiling/Wall	170 Series	4,832.45
B	ADC	934	¼	120v - 1 Phase - 5.8 Amp 220v- 1 Phase - 2.9 Amp 230v- 3 Phase - 2.0 Amp	86 ft/min	Grooved Drum	45	Floor	Any	4,499.64
C	ADC	2904TV	½	120v - 1 Phase - 10.0 Amp 220v - 1 Phase - 5.0 Amp 230v - 3 Phase - 2.0 Amp	0 to 86 ft/min	Grooved Drum	90	Floor	Any	8,196.79
D	ADC	2960	½	120V - 1 Phase - 10 Amp	90 ft/min	Friction Drive	Unlimited	Floor	140, 170, 280, 500 Series	4,979.48
D	ADC	2962	½	120V - 1 Phase - 10 Amp	45 ft/min	Friction Drive	Unlimited	Floor	140, 170, 280, 500 Series	5,032.05



Products: ADC 132 Series FLEX-I-TRAC, 1483INV Wall Bracket and 15 oz. Encore Masking; Holton-Arms School – Large Dance Studio; Designer: Mark Robinson; Scene Shop: Holton-Arms School; Photo: Liz Gouldman



ADC LOGISTOP™

Logistop is a programmable multi-stop limit switch that can provide 2 to 20 preset stops on virtually any type of rotating machinery. Simple, push button programming is as easy as programming a preset on your car radio. Comes with DMX signal control capabilities.

Model Number **Price**
LS-1 3,079.45

MODEL NO LS-1 LogiStop®

Input Power Source	120/220 Vac
Control Voltage	24 Vdc
Remote Input Type	Normally open momentary operation
Output Relay Rating	2 A at 250 Vac
Maximum Number of Stops	20
Minimum Number of Stops	2
Number of Allowable Remotes	Unlimited
Maximum Encoder RPM	40*
Mechanical Limit Switch Rating	20 A at 125 Vac

*Precision of the LogiStop® is affected by the speed of the machines as well as the diameter of the machine's final output device, (such as a grooved drum or wheel.) The larger the diameter of these devices, the less accurate the stop positioning will be.

ADC™ WALL BRACKETS



ADC™ MODEL 1483UNI WALL BRACKET

This wall bracket can be used to wall mount the entire line of ADC track systems. A slotted mounting surface allows the tracks to be easily adjusted from 4" to 12" from the mounted wall. The bracket is designed to work with bi-parting or one-way draw track systems. Fabricated from ½" steel with a black powder coated finish.

Overall Dimensions 14 13/16" L x 14" H x 1 1/2" W

Price
70.65



ADC™ MODEL 1483INV WALL BRACKET

Same benefits as the 1483UNI bracket, but it allows the tracks to be mounted closer to the ceiling and hides the bracket from view when the curtain is closed.

Price
62.07



ADC™ MODEL 1383UNI WALL BRACKET

Wall Bracket for smaller tracks, such as ADC Models 132, 113, and 220. Projection off the wall can be 8", 6", or 4". Fabricated from ½" steel with black powder coated finish.

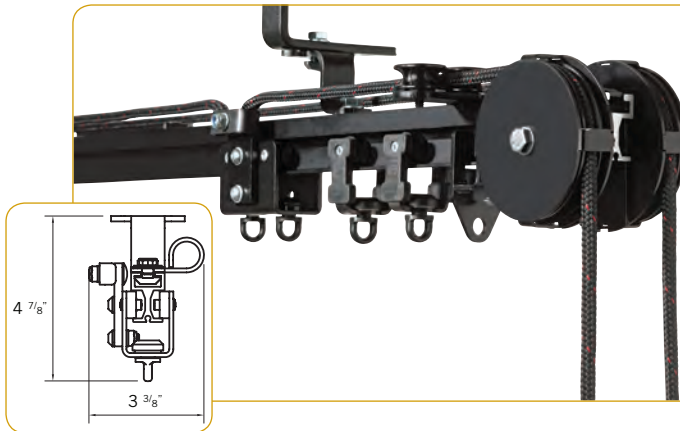
Price
52.23



E RAIL – COMPACT, STRONG AND QUIET.

E RAIL's small profile and superbly engineered, ball raced, nylon wheels make it practically silent. It's ideal for cruise ships, small stages, conference centers, hotels, schools, and places of worship. E RAIL also embodies Triple E's reputation for reliability, flexibility and high quality on state-of-the-art, large-scale systems.

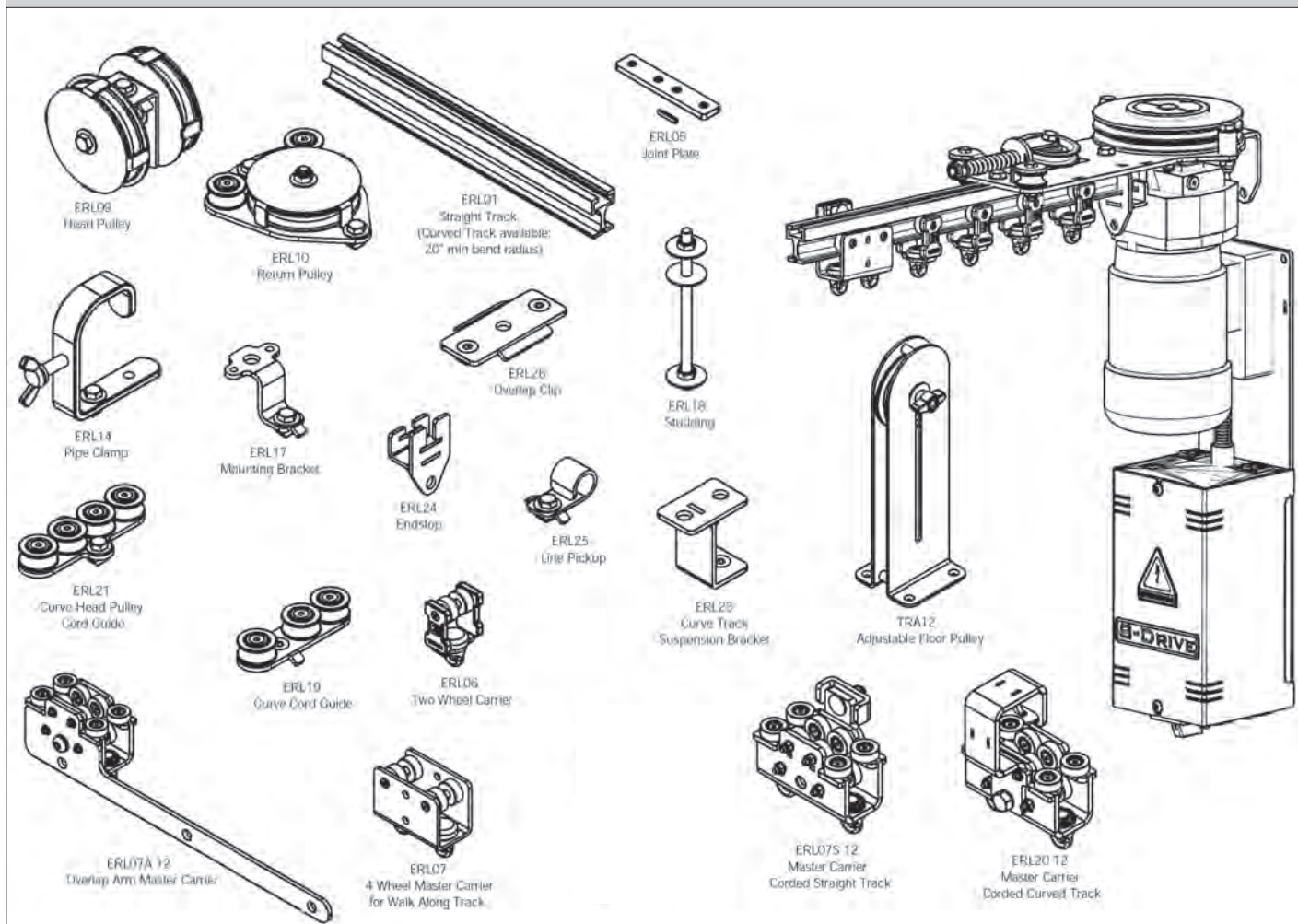
E RAIL's one piece aluminum extrusion track is available in 10' or 20' lengths. It's joined by a steel plate and set screws in the top slot, and a single roll pin in the base (located within the running surface). E RAIL is mounted by means of suspension fittings, such as a pipe clamp or threaded rod, into a special channel nut in the top slot. E RAIL can be curved to order with a radius of 1'-8" or larger. Curve Cord Guides are necessary when stringing a curved track.



LOAD RATING

APPROVED LOADINGS AT 5:1 SAFETY FACTOR				POINT LOAD			UNIFORMLY DISTRIBUTED LOAD		
				SUSPENSION POINT EVERY			SUSPENSION POINT EVERY		
ITEM/DESCRIPTION	ITEM NUMBER	PART NUMBER	SWL	1m	2m	3m	1m	2m	3m
TRACK SECTION	EEEE0001/0002	ERL01	-	77 lbs	26 lbs	-	154 lbs	53 lbs	-
TWO WHEEL RUNNER CARRIER	EEEE0004	ERL06	33 lbs	-	-	-	-	-	-
PIPE CLAMP	EEEE0018	ERL14	88 lbs	-	-	-	-	-	-
MOUNTING BRACKET	EEEE0010	ERL17	163 lbs	-	-	-	-	-	-
CURVE TRACK SUSPENSION BRACKET	EEEE0014	ERL23	187 lbs	-	-	-	-	-	-
12 WHEEL MASTER CARRIER FOR WALKALONG	EEEE0033	ERL0712	66 lbs	-	-	-	-	-	-

E RAIL COMPONENTS



E RAIL COMPONENTS						
GROUP	ITEM/DESCRIPTION	ITEM NUMBER	PART NUMBER	UNIT WT LBS	PRICE EACH	
TRACK	STRAIGHT TRACK 10'-0" length	EEEE0001	ERL01	6.30	162.56	
	STRAIGHT TRACK 20'-0" length	EEEE0002	ERL01	12.60	325.12	
	CURVED TRACK	N.A.	ERL01C	N.A.	Call for price	
	JOINT PLATE	EEEE0003	ERL05	0.64	24.02	
CARRIERS	TWO WHEEL CARRIER	EEEE0004	ERL06	0.11	18.56	
	MASTER CARRIER FOR WALKALONG TRACKS (4 WHEELS)	EEEE0005	ERL07	0.44	123.01	
	MASTER CARRIER FOR WALKALONG TRACK (12 WHEELS)	EEEE0033	ERL0712	0.45	122.94	
	MASTER CARRIER FOR CORDED STRAIGHT TRACK (12 WHEELS)	EEEE0027	ERL07S-12	1.05	177.35	
	MASTER CARRIER FOR CORDED CURVED TRACK (12 WHEELS)	EEEE0012	ERL20-12	1.21	165.82	
	MASTER CARRIER FOR CORDED STRAIGHT TRACK & LIMIT STRIKER (12 WHEELS)	EEEE0028	ERL07SL12	1.32	162.94	
	MASTER CARRIER OVERLAP ARM (12 WHEELS)	EEEE0029	ERL07A12	0.55	31.14	
PULLEYS	HEAD PULLEY	EEEE0008	ERL09	1.98	155.65	
	RETURN PULLEY	EEEE0009	ERL10	1.68	134.54	
	FOOT STIRRUP	EEET0016	TRA11	2.69	97.54	
	ADJUSTABLE FLOOR PULLEY	EEET0017	TRA12	3.13	122.72	
	SUSPENSION PARTS	GIRDER CLAMP	EEET0018	TRA13	3.59	69.06
PIPE CLAMP FOR O.D. RANGE OF 1½" TO 2"		EEEE0018	ERL14	1.32	21.82	
WALL BRACKET		EEET0021	TRA16	2.76	47.39	
WALL BRACKET HEAVY DUTY		EEET0059	TRA16HD	3.30	109.73	
MOUNTING BRACKET		EEEE0010	ERL17	0.49	23.61	
M8 UNIRAIL ATTACHMENT NUT		EEEE0019	M8RAILNUT	0.02	2.81	
STUDDING M8 X 150MM (5-7/8" LONG) COMES WITH NUTS AND WASHERS DIRECT TO TRACK		EEEE0030	ERL18	0.44	10.90	
STUDDING M8 X 150MM COMES WITH NUTS AND WASHERS DIRECT TO TRACK		EEET0023	TRA18	0.44	10.90	
CURVED TRACK PARTS		CURVE CORD GUIDE	EEEE0011	ERL19	0.40	61.15
HEAD PULLEY CORD GUIDE		EEEE0013	ERL21	0.60	82.96	
CURVE TRACK SUSPENSION BRACKET	EEEE0014	ERL23	0.51	35.69		
ACCESSORIES	ENDSTOP	EEEE0015	ERL24	0.26	23.54	
	LINE PICKUP	EEEE0016	ERL25	0.26	23.54	
	OVERLAP CLIP	EEEE0017	ERL26	0.40	26.00	
	PREASSEMBLED OVERLAP SECTION (COMES WITH OVERLAP CLIPS)	EEEE0031	ERL26C	6.86	280.22	
CORD	¼" BLACK POLYESTER CORD PER FOOT	EEET0034	TRA27	0.09	1.86	
DRIVES	S DRIVE. Curtain Track Motor designed to fit Erail straight and curved track layouts. It is intended as a quick plug and play system operating on 110V. 165lb capacity on straight track and 110lb capacity on curved track. Comes with pendant controller.	EEEE0022	SDRV	39.60	4,262.09	
	T-DRIVE. Curtain track motor designed to fit the Unitrack, Unibeam, and E-Rail systems for straight and curved track layouts. It is intended as a quick plug and play system operating on 110v. 660 lbs capacity on a straight track. Comes with pendant controller.	EEEP0002	TDRIVE	55.00	5,941.50	
	REMOTE PENDANT CONTROLLER FOR MOTOR DRIVES	EEEE0021	PENB10	1.10	419.58	



NEED INSTALLATION SUPPORT?

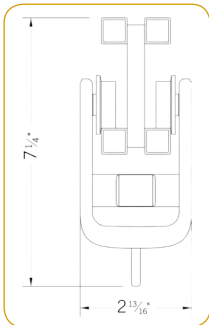

Learn about what's possible with a little ingenuity and customized solutions.



► Stage Rigging & Project Management

Go to RoseBrand.com for information.

Casters
Shop & Stage Supplies
DMX Winches
Curtain Track
Stage Effects Equipment
Stretcher Frame
Rigging & Fly Hardware
Personal Protective Equipment
Pipe & Tube Hardware
Index & Ordering Info



UNITRACK – IDEAL FOR BOTH TOURING AND PERMANENT INSTALLATIONS.

For over 20 years, UNITRACK has led the market with robust construction, versatility, and reliability. This reputation, built through countless successful applications in productions and events, has established UNITRACK as a product of choice by professionals worldwide.

With its full range of accessories, UNITRACK is most suitable for heavy-duty applications and will easily meet the demands of all major performance venues and events. All carriers utilize precision-sealed bearings molded into nylon wheels ensuring exceptionally quiet operation. Curve Cord Guides are necessary when stringing a curved track.

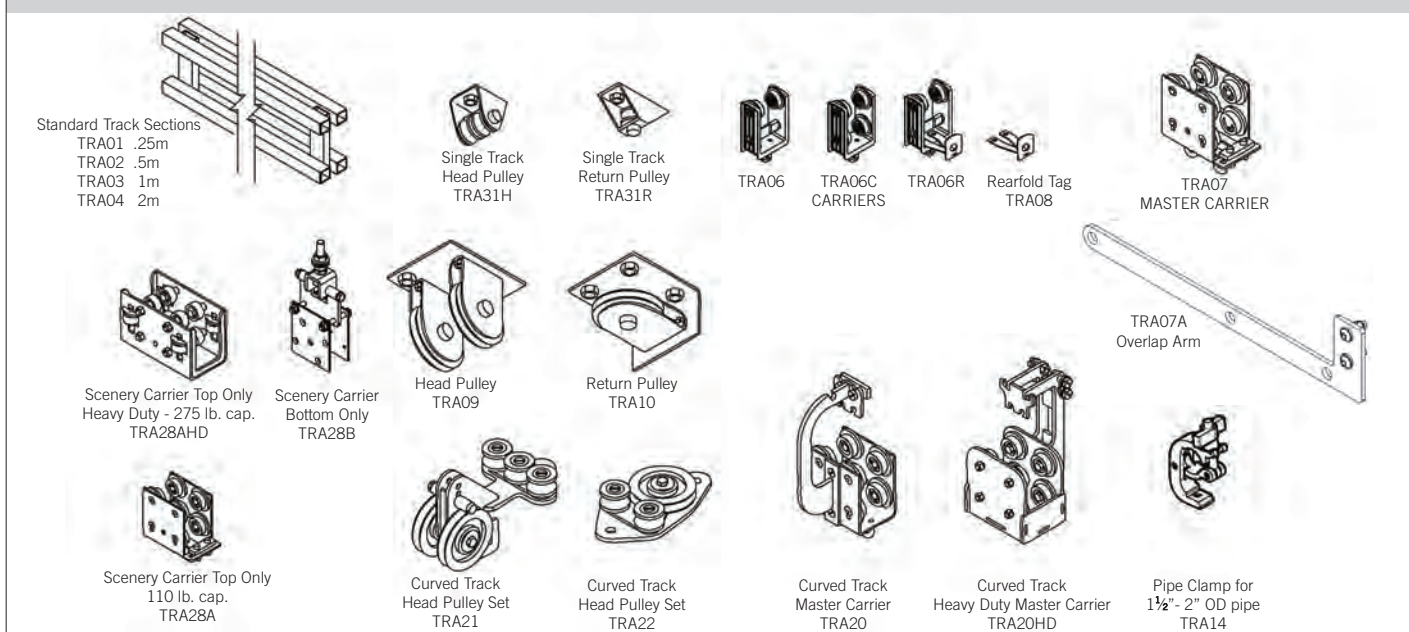
UNITRACK is the system for touring:

- Fits into road cases
- Breaks down into easily manageable parts
- The longest piece of straight track is 6'6" long
- High working load capacity
- Two-wheeled carriers can be added or removed anywhere along the track by removing the plastic keeper bar and turning the carrier at right angles to the track

LOAD RATING

ITEM/DESCRIPTION	ITEM NUMBER	PART NUMBER	SWL	POINT LOAD			UNIFORMLY DISTRIBUTED LOAD		
				APPROVED LOADINGS AT 5:1 SAFETY FACTOR			SUSPENSION POINT EVERY		
				1m	2m	3m	1m	2m	3m
TRACK SECTION	EEET0001/0004	TRA01/04	-	440 lbs	220 lbs	110 lbs	880 lbs	440 lbs	220 lbs
PIPE CLAMP	EEET0019	TRA14	220 lbs	-	-	-	-	-	-
DEADLINE FIXING	EEET0020	TRA15	330 lbs	-	-	-	-	-	-
WALL BRACKET	EEET0021	TRA16	220 lbs	-	-	-	-	-	-
MASTER CARRIER C/W ADJ. ROPE CLAMP	EEET0011	TRA07	110 lbs	-	-	-	-	-	-
MASTER CARRIER C/W ADJ. ROPE CLAMP & LIMIT STRIKER	EEET0058	TRA07L	110 lbs	-	-	-	-	-	-
2 WHEELED CARRIER	EEET0006	TRA06	55 lbs	-	-	-	-	-	-
4 WHEELED CARRIER	EEET0007	TRA06C	55 lbs	-	-	-	-	-	-
SCENERY CARRIER TOP	EEET0036	TRA28A	110 lbs	-	-	-	-	-	-
SCENERY CARRIER TOP ONLY, HEAVY DUTY	EEET0037	TRA28AHD	275 lbs	-	-	-	-	-	-


FEATURED UNITRACK COMPONENTS



UNITRACK COMPONENTS

GROUP	ITEM/DESCRIPTION	ITEM NUMBER	PART NUMBER	UNIT WT LBS	PRICE EACH	
STRAIGHT TRACK	0.25m STANDARD TRACK	EEET0001	TRA01	1.74	50.80	
	0.5m STANDARD TRACK	EEET0002	TRA02	3.22	61.92	
	1m STANDARD TRACK	EEET0003	TRA03	6.11	97.42	
	2m STANDARD TRACK	EEET0004	TRA04	12.17	182.23	
	JOINT SETS	EEET0005	TRA05	0.82	18.36	
CARRIERS	2 WHEELED CARRIER	EEET0006	TRA06	0.55	27.59	
	4 WHEELED CARRIER	EEET0007	TRA06C	0.66	40.89	
	REARFOLD 2 WHEELED CARRIER	EEET0008	TRA06R	0.77	60.09	
	MASTER CARRIER c/w ADJ. ROPE CLAMP	EEET0011	TRA07	1.87	126.32	
	MASTER CARRIER WITH ADJ. ROPE CLAMP & LIMIT STRIKER	EEET0058	TRA07L	2.20	129.83	
	OVERLAP ARM	EEET0010	TRA07A	0.66	35.90	
	REARFOLD TAG	EEET0012	TRA08	0.11	30.41	
	FRONTFOLD BRUSH ASSEMBLY	EEET0061	TRA08F	4.40	173.25	
	SCENERY CARRIER TOP ONLY - 110 LBS CAPACITY	EEET0036	TRA28A	1.96	115.50	
	SCENERY CARRIER BOTTOM ONLY	EEET0039	TRA28B	2.16	90.74	
	SCENERY CARRIER TOP ONLY, HEAVY DUTY - 275 LBS CAPACITY	EEET0037	TRA28AHD	5.11	286.58	
	SCENERY CARRIER ARM, CURVED TRACK	EEET0038	TRA28ARM	0.84	89.57	
	SCENERY CARRIER ARM HEAVY DUTY	EEET0040	TRA28HDARM	1.54	147.49	
	HEAD PULLEY	EEET0014	TRA09	3.77	126.18	
	RETURN PULLEY	EEET0015	TRA10	3.22	100.56	
	FOOT STIRRUP FLOOR PULLEY	EEET0016	TRA11	2.69	97.54	
ADJUSTABLE FLOOR PULLEY	EEET0017	TRA12	3.09	122.72		
SINGLE TRACK HEAD PULLEY	EEET0041	TRA31H	1.10	82.50		
SINGLE TRACK RETURN PULLEY	EEET0042	TRA31R	1.10	75.46		
CURVED TRACK	1m RADIUS X 90 DEG. CURVED SECTION	EEET0053	TRC10/90	10.14	441.15	
	1.5m RADIUS X 90 DEG. CURVED SECTION	EEET0054	TRC15/90	15.43	542.56	
	2m RADIUS X 90 DEG. CURVED SECTION	EEET0055	TRC20/90	19.18	624.18	
	3m RADIUS X 90 DEG. CURVED SECTION	EEET0056	TRC30/90	31.97	850.50	
	CURVED TRACK PARTS	CURVE CORD GUIDE SET	EEET0024	TRA19	1.06	93.76
CURVE MASTER CARRIER		EEET0025	TRA20	2.73	218.47	
CURVE MASTER CARRIER (HEAVY DUTY)		EEET0026	TRA20HD	4.52	426.57	
CURVE HEAD PULLEY SET		EEET0027	TRA21	3.81	256.47	
CURVE RETURN PULLEY SET		EEET0028	TRA22	2.69	127.39	
CURVE SUSPENSION BRACKET		EEET0029	TRA23	2.09	55.70	
SIDE CORD PARTS	SIDE CORD GUIDE	EEET0043	TRA32	1.72	123.87	
	SIDE CORD CENTRE OVERLAP DIVERTER	EEET0044	TRA33	4.03	181.44	
	SIDE CORD HEAD & RETURN PULLEY SET (3 PART)	EEET0045	TRA34	5.22	252.84	
	SIDE CORD ROPE CLAMP FOR MASTER CARRIER	EEET0046	TRA35	0.88	65.73	
	SIDE CORD GUIDE HEAVY DUTY	EEET0062	TRA32HD	1.76	107.94	
	SIDE CORD CENTER OVERLAP DIVERTER HEAVY DUTY	EEET0063	TRA33HD	4.18	176.43	
	SIDE CORD HEAD & RETURN PULLEY SET HEAVY DUTY (3 PART)	EEET0064	TRA34HD	5.28	228.33	
	SIDE CORD ROPE CLAMP FOR MASTER CARRIER HEAVY DUTY	EEET0065	TRA35HD	0.88	143.22	
	SUSPENSION PARTS	GIRDER CLAMP	EEET0018	TRA13	3.59	69.06
		PIPE CLAMP FOR O.D. RANGE OF 1 1/2" TO 2"	EEET0019	TRA14	1.32	62.40
DEADLINE FIXING		EEET0020	TRA15	0.64	20.93	
WALL BRACKET SET		EEET0021	TRA16	2.76	47.39	
WALL BRACKET HEAVY DUTY		EEET0059	TRA16HD	3.30	78.88	
OFFSET PLATE		EEET0022	TRA17	0.33	27.60	
STUDDING (5 7/8" LONG INCLUDES NUTS & WASHERS)		EEET0023	TRA18	0.44	10.90	
ENDSTOP		EEET0030	TRA24	0.64	20.93	
FLAT ENDSTOP		EEET0031	TRA24S	0.29	20.93	
LINE PICKUP		EEET0032	TRA25	0.60	20.93	
ACCESSORIES	OVERLAP CLIP	EEET0033	TRA26	1.10	30.41	
	CENTRAL ROPE CROSSOVER FOR REARFOLD TO CENTER BUTT	EEET0066	TRA29	2.60	166.06	
	CORD	EEET0034	TRA27	0.09	1.86	
	5/16" BLACK POLYESTER CORD PER FOOT	ROPE0084	-	.05	.50	
	5/16" WIRE CENTER ROPE PER FOOT	ROPE0084	-	.05	.50	
DRIVES	T-DRIVE. Curtain track motor designed to fit the Unitrack, Unibeam, and E-Rail systems for straight and curved track layouts. It is intended as a quick plug and play system operating on 110v. 660 lbs capacity on a straight track. Comes with pendant controller.	EEEP0002	TDRIVE	55.00	5,941.50	
	T-DRIVE HD. Same as standard T-Drive - 880 lbs capacity on a straight track. Comes with pendant controller.	EEEP0003	TDRIVEHD	60.00	10,094.95	
	REMOTE PENDANT CONTROLLER FOR MOTOR DRIVES With Open, Closed, and Stop Buttons	EEEE0021	PENK10	1.1	419.58	

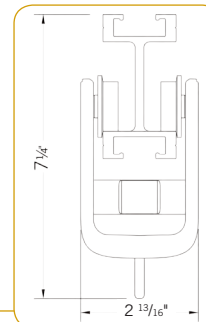
Casters
Shop & Stage Supplies
DMX Winches
Curtain Track
Stage Effects Equipment
Stretcher Frame
Rigging & Fly Hardware
Personal Protective Equipment
Pipe & Tube Hardware
Index & Ordering Info



UNIBEAM – HEAVY-DUTY AND SILENT TRACK FOR PREMIUM INSTALLATIONS.

UNIBEAM combines the versatility of the UNITRACK with the load carrying ability of an "I" beam to double as both a track and a batten.

UNIBEAM allows large spans between pickups. Standard size tee slot accepts universally available channel nuts making for a fast and efficient installation.



All standard strut bracketry can be used with UNIBEAM.

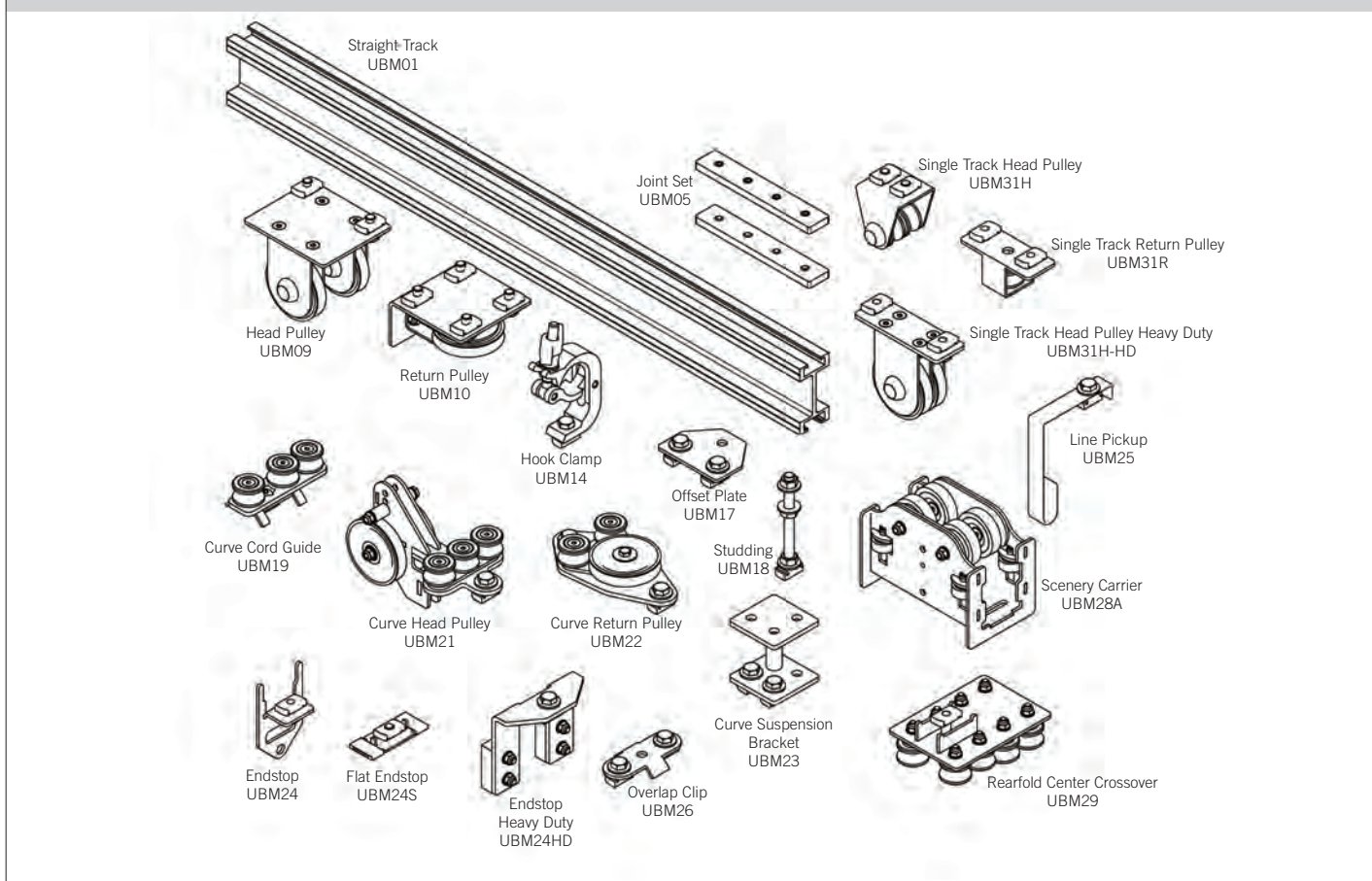
UNIBEAM has identical dimensions to UNITRACK and shares carriers, but is stocked in 20' lengths. Additionally, UNIBEAM offers a scenery carrier with a safe working load (SWL) of 848 lbs for heavy-duty applications.

UNIBEAM is available as a stock item and can be manually corded or driven by a TracDrive motor or other curtain track machines.

LOAD RATING

APPROVED LOADINGS AT 5:1 SAFETY FACTOR				POINT LOAD			UNIFORMLY DISTRIBUTED LOAD		
				SUSPENSION POINT EVERY			SUSPENSION POINT EVERY		
ITEM/DESCRIPTION	ITEM NUMBER	PART NUMBER	SWL	1m	2m	3m	1m	2m	3m
TRACK SECTION	EEEEU0001	UBM01/20	-	1,177 lbs	583 lbs	374 lbs	2,354 lbs	1,166 lbs	784 lbs
UNIBEAM SCENERY CARRIER	EEEEU0011	UBM28A	848 lbs	-	-	-	-	-	-

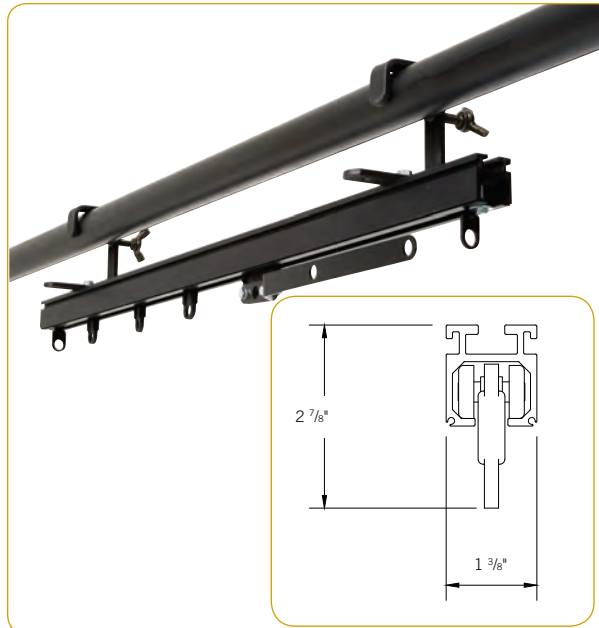
UNIBEAM COMPONENTS



UNIBEAM COMPONENTS

GROUP	ITEM/DESCRIPTION	ITEM NUMBER	PART NUMBER	UNIT WT LBS	PRICE EACH
STRAIGHT TRACK	20' LENGTH OF STRAIGHT TRACK	EEEEU0001	UBM01	47.09	581.53
	JOINT SETS	EEEEU0002	UBM05	0.82	79.38
CARRIERS	2-WHEELED CARRIER	EEET0006	TRA06	0.55	27.59
	4-WHEELED CARRIER	EEET0007	TRA06C	0.66	40.89
	REARFOLD 2 WHEELED CARRIER	EEET0008	TRA06R	0.77	66.09
	MASTER CARRIER c/w ADJ. ROPE CLAMP	EEET0011	TRA07	1.87	126.32
	MASTER CARRIER c/w ADJ. ROPE CLAMP AND LIMIT STRIKER (MOTORIZED TRACKS)	EEET0058	TRA07L	2.2	129.83
	OVERLAP ARM	EEET0010	TRA07A	0.66	35.90
	REARFOLD TAG - BOLT ON ACCESSORY	EEET0012	TRA08	0.11	30.41
	FRONTFOLD BRUSH ASSEMBLY	EEEEU0033	UBM08F	4.40	124.55
	SCENERY CARRIER TOP ONLY - 110 LBS CAPACITY	EEET0036	TRA28A	1.96	115.50
	SCENERY CARRIER BOTTOM ONLY	EEET0039	TRA28B	2.16	90.74
	SCENERY CARRIER TOP ONLY, HEAVY DUTY - 275 LBS CAPACITY	EEET0037	TRA28AHD	5.11	267.83
	SCENERY CARRIER ARM HEAVY DUTY	EEET0040	TRA28HDARM	1.54	147.49
	UNIBEAM SCENERY CARRIER - 848 LB CAPACITY	EEEEU0011	UBM28A	8.14	484.42
	OVERLAP ARM FOR UBM28A	EEEEU0027	UBM07A	2.65	98.66
	HEAD PULLEY	EEEEU0003	UBM09	3.77	131.18
	RETURN PULLEY	EEEEU0004	UBM10	3.22	100.51
	SINGLE TRACK HEAD PULLEY	EEEEU0012	UBM31H	1.1	82.50
	SINGLE TRACK RETURN PULLEY	EEEEU0013	UBM31R	1.1	75.46
	SINGLE TRACK HEAD PULLEY HEAVY DUTY	EEEEU0034	UBM31HHD	1.98	176.43
	FOOT STIRRUP	EEET0016	TRA11	2.69	97.54
ADJUSTABLE FLOOR PULLEY	EEET0017	TRA12	3.09	122.72	
UNIRING	EEEEU0032	UNIRING	0.04	5.19	
CURVED TRACK PARTS	CURVED TRACK PER FOOT (MIN. RAD. 3 FT)	N.A.	UBM01C	N.A.	Call for price
	CURVE CORD GUIDE SET	EEEEU0014	UBM19	1.06	93.76
	CURVE MASTER CARRIER	EEET0025	TRA20	2.73	218.47
	CURVE MASTER CARRIER (HEAVY DUTY)	EEET0026	TRA20HD	4.52	426.57
	SCENERY CARRIER ARM, CURVED TRACK	EEET0038	TRA28ARM	0.84	89.57
	CURVE HEAD PULLEY SET	EEEEU0016	UBM21	3.81	263.09
	CURVE RETURN PULLEY SET	EEEEU0017	UBM22	2.69	127.39
	CURVE SUSPENSION BRACKET	EEEEU0015	UBM23	2.09	55.70
	SIDE CORD GUIDE	EEEEU0018	UBM32	1.72	123.87
	SIDE CORD CENTRE OVERLAP DIVERTER	EEEEU0019	UBM33	4.03	166.70
SIDE CORD PARTS	SIDE CORD HEAD & RETURN PULLEY SET (3 PART)	EEEEU0020	UBM34	5.22	252.84
	SIDE CORD GUIDE HEAVY DUTY	EEEEU0028	UBM32HD	1.76	127.38
	SIDE CORD CENTRE OVERLAP DIVERTER HEAVY DUTY	EEEEU0029	UBM33HD	4.08	290.30
	SIDE CORD HEAD & RETURN PULLEY SET (3 PART) HEAVY DUTY	EEEEU0030	UBM34HD	5.29	356.08
	SIDE CORD ROPE CLAMP FOR UBM 28A SCENERY CARRIER	EEEEU0031	UBM35HD	3.31	156.49
	PIPE CLAMP FOR O.D. RANGE OF 1 1/2" TO 2"	EEEEU0005	UBM14	1.32	62.40
	GIRDER CLAMP	EEET0018	TRA13	3.59	69.06
	DEADLINE FIXING	EEEEU0026	UBM15	0.64	62.30
	WALL BRACKET	EEET0021	TRA16	2.76	47.39
	WALL BRACKET HEAVY DUTY	EEET0059	TRA16HD	3.30	109.73
SUSPENSION PARTS	OFFSET PLATE	EEEEU0006	UBM17	0.33	27.60
	STUDDING (5 7/8" LONG INCLUDES NUTS, CHANNEL NUT & WASHERS)	EEEEU0021	UBM18	0.44	21.98
	ENDSTOP	EEEEU0007	UBM24	0.64	20.93
	FLAT ENDSTOP	EEEEU0008	UBM24S	0.29	20.93
	LINE PICKUP	EEEEU0009	UBM25	0.6	20.93
	OVERLAP CLIP	EEEEU0010	UBM26	1.1	32.32
	5/16" BLACK POLYESTER CORD PER FOOT	EEET0034	TRA27	0.09	1.86
CORD	5/16" BLACK WIRE CENTER ROPE PER FOOT	ROPE0084		0.09	0.50
	T-DRIVE. Curtain track motor designed to fit the Unitrack, Unibeam, and E-Rail systems for straight and curved track layouts. It is intended as a quick plug and play system operating on 110 v. 660 lb. capacity on a straight track, 440 lb. capacity on a curved track. Comes with a pendant controller.	EEEP0002	TDRIVE	55.12	5,941.50
	T-DRIVE FLOOR MOUNT PEDESTAL. Adapts T-Drive to floor mount position.				190.00
	T-DRIVE HD. Same as standard T-Drive, but with greater weight capacity. 880 lb capacity on straight track. 660 lb. capacity on a curved track. Comes with a pendant controller.	EEEP0003	TDRIVEHD	70.55	10,094.95
	REMOTE PENDANT CONTROLLER FOR MOTOR DRIVES With Open, Closed, and Stop Buttons	EEEEU0021	PENK10	1.1	419.58

Casters
Shop & Stage Supplies
DMX Winches
Curtain Track
Stage Effects Equipment
Stretcher Frame
Rigging & Fly Hardware
Personal Protective Equipment
Pipe & Tube Hardware
Index & Ordering Info



2-WAY TRACK

2-Way Track is a medium duty system designed for walk along use such as side masking curtains, perimeter tracks in studios, acoustic curtains or any other application where walk along operation is required. The aluminum construction of this track makes it light and easy to handle. The dimensions of 2-Way track are 1 3/8" wide x 1 3/8" high, making this a compact profile for tight places.

The lower part of the track contains a channel that accepts wheeled carriers that have either plain or ball raced bearings. Both types of carrier are 7/8" wide for calculating stacking distances. The leading carrier is 2 5/8" wide and this can be fitted with an overlap arm if required.

The upper channel accepts an 8mm threaded tee nut which is used to suspend the track using one of the standard or strut type brackets or studding. There are 2 'L' shaped slots in the side of the track for attaching the track flush to a soffit or ceiling with ceiling clips.

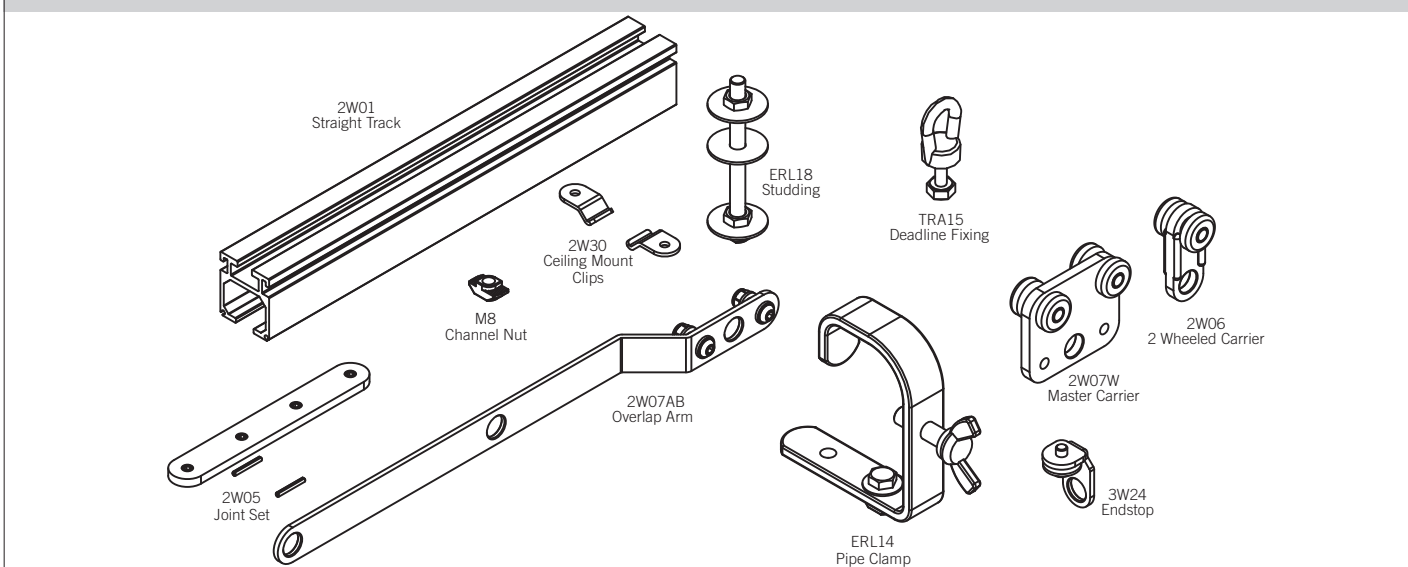
At the bottom corners of the extrusion are 2 keyhole slots that accept roll pins to align the running surfaces when the track sections are joined. Each joint set is comprised of a flat plate with four set screws that fit into the top slot with 2 roll pins.

2-Way can be rolled to any radius, the minimum being 2' 5", Rose Brand stocks lengths of 20' with a black anodized finish.

2-WAY PRODUCTS

GROUP	ITEM	ITEM NUMBER	PART NUMBER	UNIT WT LBS	PRICE
TRACK	20' LENGTH OF STRAIGHT TRACK	EEE20002	2W01B	2.64	266.33
	JOINT PLATE	EEE30002	2W05	0.66	37.95
CARRIERS	PLAIN WHEEL CARRIER	EEE30004	2W06P	0.02	8.51
	BALL RACED WHEEL CARRIER	EEE30003	2W06C	0.02	15.31
	MASTER CARRIER	EEE30007	2W07W	0.11	60.10
SUSPENSION PARTS	CHANNEL NUT M8	EEEE0019	ERCN8	0.02	2.81
	HOOK CLAMP BLACK	EEEE0018	ERL14	1.32	21.82
	CEILING MOUNT CLIPS (5 PAIRS)	EEE30016	2W30	0.22	19.88
	WALL BRACKET	EEET0021	TRA16	2.76	47.39
	STUDDING M8 X 150MM.(5-7/8" LONG). Comes with nuts and washers direct to track	EEET0023	TRA18	0.44	21.98
ACCESSORIES	ENDSTOP	EEE30014	2W24	0.07	16.44
	DEADLINE FIXING (USE WITH ERL17 OR ERL23)	EEE20003	2W15	0.64	10.38
	CEILING MOUNT CLIPS (5 SETS)	EEE20004	2W30	0.22	19.93
	OVERLAP CLIP	EEE20005	2W26	0.44	21.17

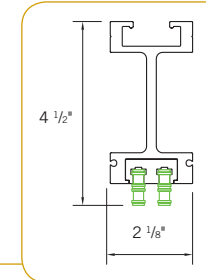
2-WAY COMPONENTS



CHAINBEAM – PRECISE MOTORIZED CONTROL WITH DUPLEX CHAIN INSTEAD OF ROPE FOR HEAVY WEIGHT CURTAINS AND SCENERY.

CHAINBEAM is an aluminum extruded black anodized track, with external dimensions identical to Triple E systems UNITRACK and Unibeam. CHAINBEAM is for permanent or semi-permanent installations and can carry heavier loads than a system such as UNITRACK. In fact, CHAINBEAM has all of the advantages of another Triple E system, Unibeam, except that CHAINBEAM uses a motor and duplex chain that's integrated into a guide channel in the bottom of the track, instead of rope. This provides precise control for curtains or heavy scenic elements.

Custom track available. Call for Pricing.



CHAINBEAM COMPONENTS

USE SAME COMPONENTS AS UNIBeam (SEE PAGE 53)



CHAINTRACK – PERFECT FOR LIMITED WING AND STACKING SPACE

Great for turning non-traditional venues into working theatre spaces. Ideal for:


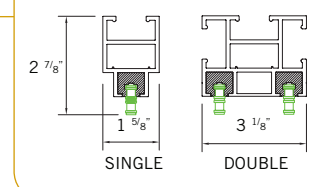
- Cruise Ships
- Restaurants & Clubs
- Theatres
- Exhibit Booths

Using a standard duplex roller chain, CHAINTRACK opens up enormous possibilities for designers, among them:

- Show both sides of a curtain
- Continuously moving flat background
- Round curves and tight corners

CHAINTRACK can turn up to 180° in as little as 2" radius, allowing the curtains to be tracked in a storage area just a fraction of the curtain's actual length. A curtain on CHAINTRACK can double back on itself giving it the ability to store flat, rather than bunched, while still suspended.

Custom track available. Call for Pricing.



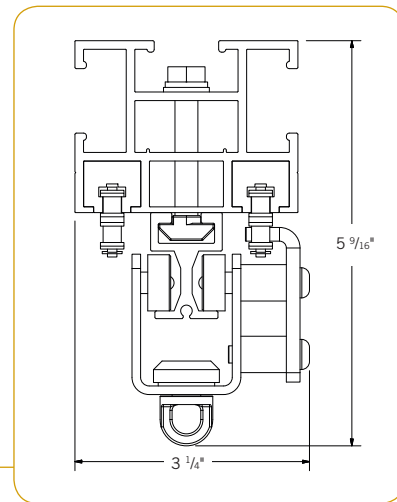

CHAINRAIL

CHAINRAIL combines the versatile E Rail track system with the precision of a chain driven system. The aluminum construction makes this track easy to handle. The E Rail carriers provide almost silent operation, making this an ideal choice for stage, conference hall, and architectural installations. The dimensions of CHAINRAIL track are 3 1/8" wide x 3 7/8" high. The chain is neatly guided in UHMW to allow this track to go places many other tracks can't.

The top and sides of the CHAINRAIL are identical to Chaintrack and are designed to accept standard channel nuts for attaching suspension fittings, drive components and joint bars. Motors can be mounted either above or below the track. The opposite end has a chain tensioning device that consists of a large diameter Duplex chain sprocket and a pair of idler guides. The chain tension can be adjusted by rotating a central bolt.

The CHAINRAIL master carrier is fitted with a drive comb that is mounted on the side of the carrier and engages the chain. It is retained by bolts that allow the drive to be easily disengaged during commissioning. The chain can be bedded in and tensioned prior to the load being applied. With this drive arrangement, the chain is only being used to pull the load; the weight is carried by the track extrusion. CHAINRAIL can be curved to a minimum radius of 24". Depending on overall track length and the load being carried, S-Curves are also possible.

CHAINRAIL is a custom configured system. Call a Rose Brand representative to learn more.



DRAW CURTAIN MOTOR SELECTOR GUIDE												
	ITEM	BRAND	MODEL NO.	HP	POWER REQUIRED	ROPE SPEED	TYPE	MAX ROPE TRAVEL (IN FEET- ONE WAY)	MAX CURTAIN WEIGHT FOR STRAIGHT TRACK	MOUNT	TRACK TYPE	PRICE
A	S-DRIVE	TRIPLE E	S DRIVE	1/4	120/220V - 1 Phase	0 to 135 ft/min	Friction Drive	Unlimited	165 lbs	Track	E Rail	4,262.09
B	T- DRIVE	TRIPLE E	T-DRIVE	1/2	120V - 1 Phase - 15 Amp	Variable speed Max. 137.4 ft/min	Friction Drive	Unlimited	660 lbs	Track/ Ceiling/ Wall	E Rail, Unitrack, UniBeam	5,941.50
B	T-DRIVE HD	TRIPLE E	T-DRIVE HD	1	120V - 1 phase - 15 Amp	Variable speed Max. 137.4 ft/min	Friction Drive	Unlimited	880 lbs	Track/ Ceiling/ Wall	E Rail, Unitrack, UniBeam	10,094..95
C	FLOOR MOUNT FOR T-DRIVE											190.00

S-DRIVE AND T-DRIVE

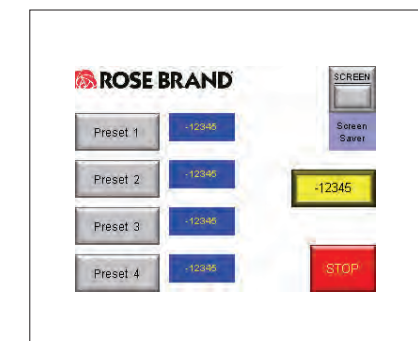
Developed specifically for Triple E track, these motors are simple and reliable, and installation is easy. Mounting directly to the end of the track, the drives are plug-and-play. Just connect a power cord and control line (a pendant controller, for example) and they are ready for use. No hardwiring; no cable or cord runs to a floor mounted drive system.

The S-Drive is intended for use with E-Rail and the T-Drive is intended for use with E-Rail UniTrack and UniBeam. With appropriate adapter plates however each motor can be fit to any track.



ROSE BRAND TOUCH PANEL CONTROLLER

The Rose Brand Touch Panel Controller for track motors simplifies the complex task of setting up, programming and operating your motorized curtain track. Easily customized to the unique requirements of your installation, the TPC System allows for multi-position and multiple-axis control, and can accommodate multiple control stations. The system uses connectorized cable assemblies for plug-and-play set-up eliminating the need to field wire terminal blocks. The Touch Panel Controller is a fully independent control system but can also be configured to be triggered by show control or other building automation solutions. Rose Brand Engineers will help to customize the system as needed.



Touch panel controller for track motors

With the new DMX Roll Drum, classic roll drop technology has been reinvented to make it easier to operate, faster to install, and drastically more affordable. Powerful AC motors with 16-bit DMX encoders are located inside the roll drum itself. Hanging the drum is simply a matter of mounting the half-clamps to your pipe, truss or overhead points. Provide power and DMX and the installation is complete. No drive chains, limit boxes, or other gadgets to connect. Roll drums as wide as 40 foot can be easily configured. Call for pricing.



DMX ROLL DRUM

Internally Motorized Roll Drum
Price on request

Benefits

- Fast and easy mounting with no chains or limit boxes to install and tension
- High speed operation for fast scene changes
- Quickly configure multiple limit positions using precise 16-bit DMX control
- Internal motor eliminates bulky drive boxes for a smaller profile and cleaner look
- Mount multiple units end to end with minimal wasted space
- Sleeved drum mechanics configures to the size needed for your space

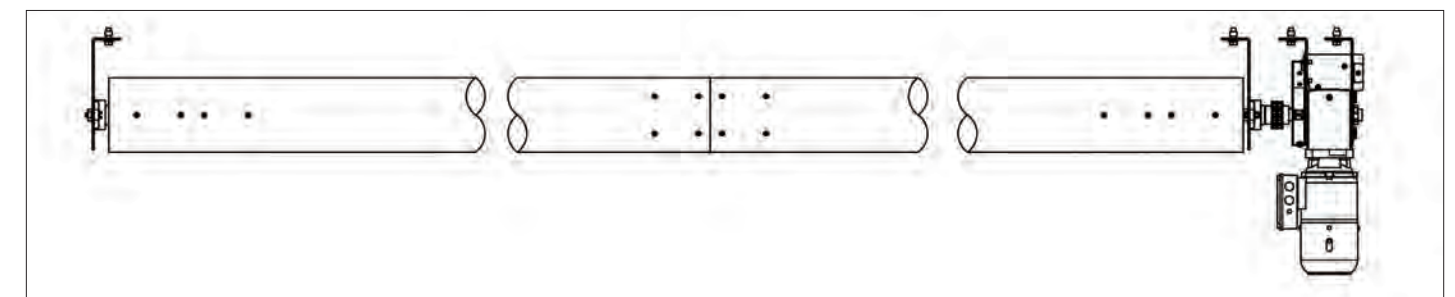
Specifications

- Drum Dimensions: 8in diam x 39ft (max)
- 35 Kg (77 lb) lifting capacity
- 39 in/sec. max speed
- Max lifting height 49ft (59ft optional)
- 5-pin DMX input and pass through
- 6 Channels of DMX control
- 16-bit DMX precision
- PowerCon™ TRUE1 input and pass thru
- 208VAC input, 500 watt consumption
- 12.5 x 13.9in motor and idle bracket



For permanent installation in venues such as concert halls, auditoriums and conference centers, Rose Brand Motorized Roll Drums can be designed to the specifications of your space and your needs. Using an 8in diameter aluminum tube, mechanisms from 6ft to 38ft wide can be built – two sections spliced together for lengths greater than 24ft.

Control is via a simple push-button station, though additional options are available including key operation, wireless remote, dry-contacts or an advanced programmable touch screen. Contact Rose Brand to discuss the needs of your installation.



The DMX Mini Roll Drum can be easily built into scenery, retail windows, or architectural environments to provide a roll up solution for window blinds, draperies, projection screens or printed banners.

DMX control of speed, direction and positioning means easy configuration with unlimited programming options – even remote location control for broadcast studios.



NON-DMX ROLL DRUM

Custom Roll Drum
Price on request

Benefits

- Custom Roll Drum available up to 38 feet wide with tube splices for easy shipping and storage. Mount the roll drum and motor using pipe clamps or threaded rod.

Specifications

- Push Button Control Station included; Additional control options include key operated station, wireless remote, dry contacts, or touch screen
- Lifting Capacity: 120 lbs.
- Lifting Height: 49 feet
- Variable Speed: 30 in/sec
- 120 V Single Phase 60 hz
- Variable Frequency Drive

DMX MINI ROLL DRUM

Part No. WAHL0026
Price on request

Part No. WAHL0027
Price on request

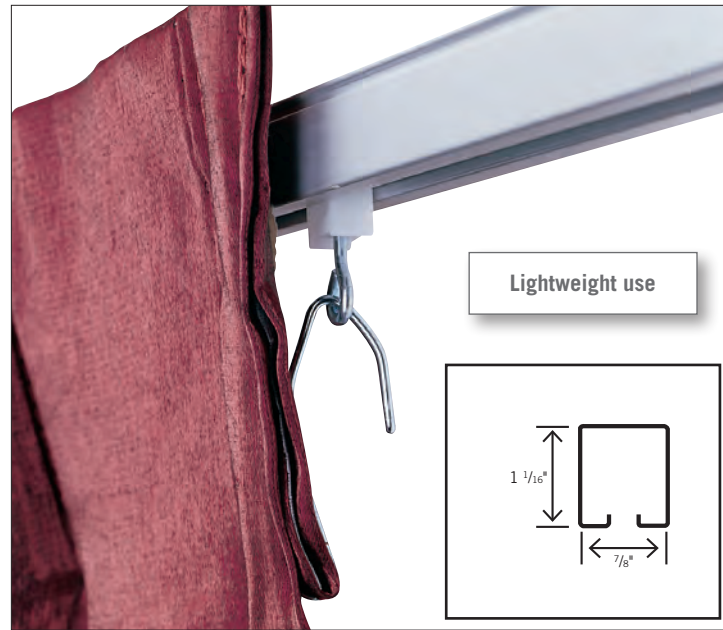
Benefits

- Compact design easily fits into scenic, retail or architectural environments
- Easily customized to the specific needs of your project
- Fits into many scenic or architectural configurations
- Saves time and can easily adjust speed, limits and trims from the control desk

Specifications

- 7 Kg (15 lb) lifting capacity
- 10in per sec. max speed
- 3ft - 12ft custom lengths
- 4in Aluminum tube
- 5-pin DMX input and pass through
- 6 Channels of DMX control
- 16-bit DMX precision
- Powercon™ TRUE1 input and pass thru
- 120VAC input, 150 watt consumption
- 5.9" x 8.9" x 3.5" motor box





Lightweight use

KIRSCH SERIES 9600

This low profile track is perfect for pinch pleated lightweight walk along window curtains up to 12' in height with a maximum of 2 lbs. per foot of width. Sold in 8' lengths shipping via UPS or 16' lengths shipping via truck, the track can be easily cut on location using traditional cutting tools.

The easy rolling metal shafted carrier won't bind or screech as it rolls through corners. Center ridge-grooved for easy installation.



Individual components such as brackets, carriers and flanges can be found on RoseBrand.com. Please call us at 1-800-223-1624 for information and expert advice. Installation assistance is also available.

	Price
8'	45.00
16'	80.00
30" x 30° 90° Bends*	40.00

*Custom curves available. Call for Pricing.



Low-profile track is perfect for pinch-pleated, lightweight walk along window curtains.



Rose Brand Custom Bending

If you need curved track, why not get it from your track experts?

You have something else to bend? We can do that too! Pipe, square tubing and more!

We are excited about our new capabilities; we want you to be too.




Custom Bending



Rose Brand Custom Components

Custom metal brackets and plates are no problem. We have the equipment and expertise to manufacture your parts when and how you need them, fast! Contact a Rose Brand Technical Sales associate to get a quote.



Manufacturing Custom Components






The Rose Brand Kabuki System



Conceal



Reveal



Product: 55' H x 220'W Kabuki Curtain, Allegro Silk; CES 2018 Keynote, MGM Park Theater; Designer: Todd Edward Ivins; Scene Shop: Mystic Scenic Studios; Photo: Brian Ach



THE ROSE BRAND KABUKI SYSTEM

	Pricing
Kabuki 5' Unit	575.00
Kabuki Trip Mechanism	550.00
Kabuki Pendant Controller	1,375.00
Kabuki Flight Case	2,095.00
Holds up to six Kabuki units and accessories.	
Kabuki in a Box System	5,500.00
Everything you need for a single trip Kabuki in a durable flight case. You get six Kabuki units (enough for 30' drop), one Kabuki trip mechanism and room for additional accessories.	

The Kabuki drop is a special effect in which a lightweight fabric is dropped swiftly from above to conceal or reveal your product, space or performers. The Rose Brand Kabuki System is lightweight, modular and easy to employ. For even greater versatility, the Rose Brand Kabuki System is capable of both single and double kabuki effects.

The single Kabuki consists of either a concealing curtain dropping in (see photos above), or a revealing curtain dropping to the floor (see photos on page 63). The double Kabuki is a two-step process which begins with the curtain stored above, out of sight. The first trip releases the curtain into its concealing position. A second trip releases the curtain to the floor for the reveal.

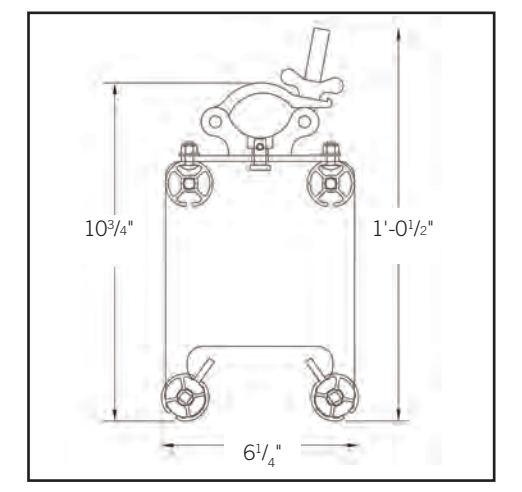
Unlike other systems which require multiple trip mechanisms, the Rose Brand Kabuki System can operate a full stage single kabuki drop on just one trip mechanism. Add just one more for the double Kabuki effect.

► Go to Video at <http://bit.ly/kabuki-system> to see Kabuki in action
Shown here: The Rose Brand Kabuki System: Kabuki 5' Unit, Kabuki Trip Mechanism, and Kabuki Pendant Controller.

KEY CHARACTERISTICS AND BENEFITS INCLUDE:

- Units can be triggered by your light board non-dim when available, or a pendant controller (sold separately)
- Manual trip cord provides fail safe
- Pendant controller operates single or double trip effect
- Units operate from 110 v power outlet and require less than 1 amp
- Using your light board and additional trip mechanisms, the Rose Brand Kabuki can be configured to create a "tear away" trip effect
- Modular design makes installation, removal and transport simple
- Units can be linked for large full stage curtains
- Durable black anodized finish
- Lightweight aluminum construction made in the USA
- Curtains hang on pins that adjust to your grommet spacing
- Each 5' unit is suspended from adjustable pipe clamps (included)

Reliable, fail-safe operation so your Kabuki drops the first time and every time.



Kabuki System schematic

- Casters
- Shop & Stage Supplies
- DMX Winches
- Curtain Track
- Stage Effects Equipment
- Stretcher Frame
- Rigging & Fly Hardware
- Personal Protective Equipment
- Pipe & Tube Hardware
- Index & Ordering Info



SNOWSTAR

The SnowStar is a motorized, rotating, perforated aluminum tube that provides snow & confetti effects from a dusting to a blizzard. Multiple 5' long drums with a diameter of 8" can connect together to create the desired stage length. One motor drives 1 to 16 connected 5' sections. The classic tumbler has 3/8" perforations, and uses Paper Snow or Confetti for the ultimate effect. The square tumbler has a 1" x 1" opening.


	Price
Clamp & Bearing	70.00
8" x 5' Classic Tumbler (3/8" holes)	687.50
8" x 5' Square Tumbler (1" square openings)	900.00
Motor Unit	1,175.00



FR SNOW

Loose, white snowflakes. Also available in plastic flakes.


	Price
FR Plastic Snow - 25 lb. Box	150.00
FR Paper Snow - 25 lb. Box	330.00



FR PAPER Confetti

A mixed assortment of loose, colorful, paper confetti in various sizes from 3/16" to 7/16". Mixed 25 lb. box includes yellow, orange, pink, red, blue, green, light yellow, teal, and dark green.

	Price
FR Paper Confetti - 25 lb. Box	265.00



► Go to Video at <http://bit.ly/theatrical-snow-machine>



One motor drives 1 to 16 connected 5' sections!

Use the DMX Scenery Rotator virtually anywhere you need simple but precise motorized control of a spinning set piece. Consider it for moving clock hands, rotating signs, motorized window or door pivots, advanced mirror ball effects, periaktoi, rotating mirror panels, or anything else that a designer imagines. Can be mounted vertically or horizontally, and is operated via a DMX controller.



DMX SCENERY ROTATOR

DMX Controlled Rotator
Part No. WAHL0010
\$1,450.00

Benefits

- Heavy duty construction allows for rotating larger set pieces.
- DMX cues can create precise and repeatable rotation and positioning effects
- Versatile for a wide range of effects with both vertical and horizontal mounting options

Specifications

- 50 Kg (110 lbs) load limit on vertical mount
- 10 Kg (22 lbs) load on horizontal mount
- 20 mm (0.79 in) x 100 mm (4 in) output shaft with 10 mm internal thread
- 1-12.5 rpm
- Torque = 10Nm
- 5-pin DMX input and pass through
- 6 Channels of DMX control
- 16-bit DMX precision
- PowerCon™ TRUE1 input and pass thru
- 120VAC input, 75 watt consumption
- Optional 208/240VAC
- 5.2 x 9.2 x 7.2 in; 13 lbs.



The DMX Scenery Rotator LX opens up a world of FX possibilities. In addition to precise control of speed, direction and stopping position of the motorized shaft, the new LX model can pass both power and data to the set piece or equipment connected to the Scenery Rotator. Considering rotating lighting practicals, electrified set pieces, small prop and retail turntables (with power and data!), or even creating effects such as passing head lights. The uses in theatre, exhibit design and visual merchandising are endless.



DMX SCENERY ROTATOR LX

With power and data pass through
Part No. WAHL0023
\$2,125.00

Benefits


- Pass power and data through the rotator shaft
- Safe, repeatable and accurate positioning and limit settings
- Build complex programmed effects and set pieces quickly and easily
- Easy to use in any environment
- Versatile applications from simple spinning to sophisticated cues

Specifications

- 150 Kg (330 lbs) load limit on vertical mount
- 50 Kg (110 lbs) load on horizontal mount
- 0.15 - 6.8 rpm
- Torque = 10Nm
- 5-pin DMX input and pass through
- 6 Channels of DMX control
- 8- or 16-bit DMX precision
- PowerCon™ TRUE1 input and pass thru
- 120VAC input, 150 watt consumption
- Optional 208/230VAC
- 10.2 x 7.0 x 12.5 in; 26 lbs.



The Track Runner is a motorized, DMX controlled carrier running along a modified section of Triple E Unibeam track. Attach scenic elements, light fixtures, curtain panels or virtually anything that requires linear movement on stage or at an event or exhibition. Using advanced encoders and 16-bit DMX control, the Track Runner is easily programmed for precise positioning and travel. For greater versatility, use with a wireless DMX transceiver for fully independent, wireless movement.



DMX TRACK RUNNER

Part No. WAHL0009
\$2,525.00

Benefits

- Independent drive units allow for complex tracking movements impossible with a leading track rig.
- Allows for motorized control with serpentine curves in track.
- Precise and repeatable positions and limits easily set via 16-bit DMX
- Gear rack drive enables inclined motion up to 30-degrees (reduced load limits)

Specifications

- 100 Kg (220lb) load limit on Track Runner
 250 Kg (550 lbs) /meter load limit on Unibeam Track
- Fast Motor Option: appx 3 - 16 inch/sec. speed (dependent on load)
 Slow Motor Option: appx 1.5 - 9 inch / sec. speed (dependent on load) WAHL0019
- Maximum Track length: 165ft
- 5-pin DMX input and pass through Optional Wireless DMX Transmitter
- 6 Channels of DMX control
- 16-bit DMX precision
- 15A max on buss rail
- PowerCon TRUE1™ Input and pass thru
- 120VAC input, 200 watt consumption
 Optional 208/240VAC
- 6.30 x 11.42 x 7.87 in; 23.5lbs

DMX TRACK RUNNER		
ITEM NUMBER	ITEM/DESCRIPTION	PRICE
WAHL0011	Track for Track Runner - 10 ft. Section	1,750.00
WAHL0012	Track Runner Wireless DMX Receiver	375.00

The DMX Lifting column is a simple solution for building a lightweight lift into scenery or props or for use in stage lighting rigs. Easily controlled via any DMX Console, multiple DMX Columns can be daisy chained together to quickly build complex choreography of moving elements.

A rugged base plate and versatile top cap make it easy to tech the DMX Lifting column into any set design. Or, mount moving lights and create even more dynamic lighting effects by raising and lowering the lights via DMX. Can be mounted vertically or horizontally, but not intended to LOWER loads, only lift.



DMX COLUMN LIFT

Part No. WAHL0029
\$1,775.00

Benefits

- Easy to design into your scenery and quick installation
- Eliminates the complexity of building a "home-made" controller, easily operated from any DMX console
- Plug into any wall outlet
- Easily adapted to the needs of your set piece
- Versatile and reliable positioning control

Specifications

- 60 Kg (132 lbs) load limit on vertical mount
- 10 Kg (20 lbs) load on horizontal mount
- Travel speed: 0 - 2"/sec
- Travel height: 38" (32" - 70" overall)
- 5 Channels of DMX control
- 8- or 16-bit DMX precision
- Powercon™ TRUE1 input and pass thru
- 120VAC input, 150 watt consumption
- 7 x 11.7 x 32 in; 27 lbs.



A motor to solve the most annoying small problems in scenery and prop construction – how to motorize small scenic elements and control them easily and affordably.

The Mini Motor DMX is a compact, powerful DC motor in a finished enclosure for easy mounting. A spline shaft makes connecting everything from gears and pulleys to spiders and shaft collars simple. Six channels of 16-bit DMX control adjust speed and direction of the motor as well as providing accurate and reliable limits and positioning. The possible applications are limitless.

DMX MINI MOTOR

DMX Mini Motor
 Part No. WAHL0026
\$2,200.00

Benefits

- Easy to design into your scenery and quick installation
- Eliminates the complexity of building a "home-made" controller, easily operated from any DMX console
- Plug into any wall outlet
- Easily adapted to the needs of your set piece
- Versatile and secure positioning control

Specifications

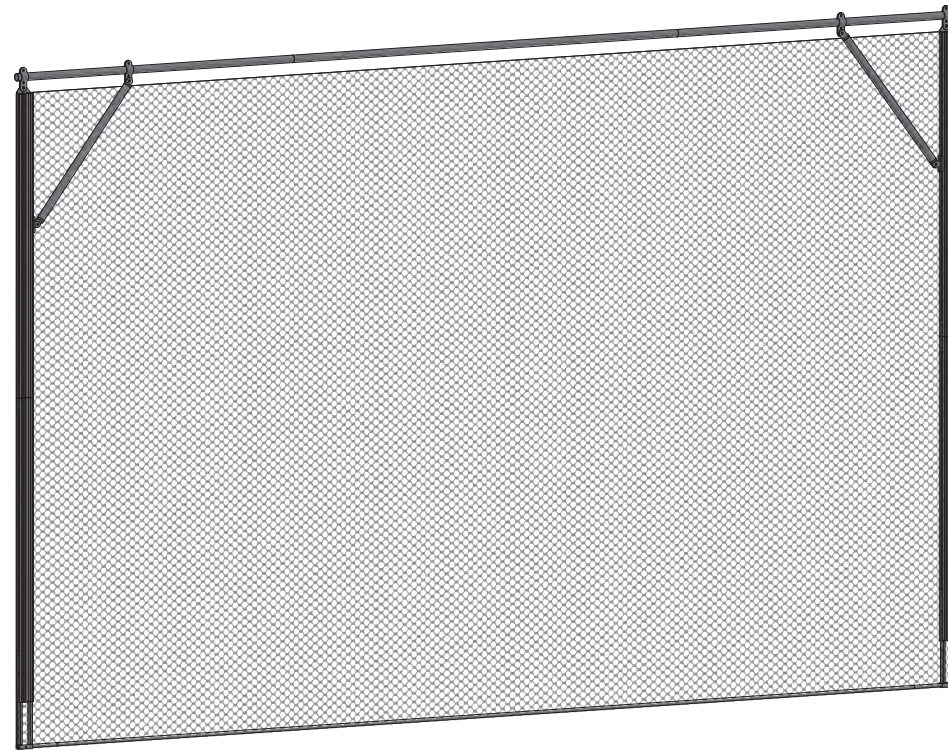
- 10 mm spline shaft
- 6-60 rpm
- Torque = 6.8Nm
- 5-pin DMX input and pass through
- 6 Channels of DMX control
- 8- or 16-bit DMX precision
- Powercon™ TRUE1 input and pass thru
- 120VAC input, 150 watt consumption
- 3.5 x 5.9 x 8.8 in; 9.6 lbs.

The Rose Brand Stretcher Frame System

This system is designed to fix extreme “hourglassing” and puckering often encountered with scrims, bobbinettes, vinyl projection screens, and muslin backdrops.

Features Include:

- Fast, easy attachment to batten
- Flies out with backdrop
- Adaptable to different sized backdrops
- Drops can attach using hook & loop, ties, or lacing methods
- Frame is black anodized aluminum extrusion
- Extrusion accepts standard strut hardware fitting
- Purchase components or purchase preconfigured unit
- Sleeved bottom pipe for smooth pockets




Rose Brand Stretcher Frame System

WHAT IS “HOURGLASSING”?

“Hourglassing” is a problem that occurs when fabrics naturally stretch vertically causing the sides to pull in and in some cases puckering occurs. When you can’t hide this behind masking, or clamp and stretch offstage, *the Rose Brand Stretcher Frame System is the answer.*



Fabrics that are prone to extreme “Hourglassing” include scrims, muslin backdrops, and the consistent headache, bobbinettes.



The Rose Brand Stretcher Frame System helps to keep soft goods taut and square. Great way to keep vinyl projection screens smooth.


The Rose Brand Stretcher Frame System

Components and Kit

Available as components or as a set that we can configure for your needs.

THE ROSE BRAND STRETCHER FRAME SYSTEM COMPONENTS

	Price
A Frame- Mounting Bracket with Batten Clamp	40.00
B Frame Extrusion – 2" x 4" x 20'	475.00
C Frame Trombone	145.00
D Frame Diagonal Support	100.00
E Frame Splice Set	75.00
F Bottom Pipe with internal sleeves – ½" sch 40 - 10' length	60.00



THE ROSE BRAND STRETCHER FRAME SYSTEM KIT

Height	Width up to 10'	Width 11' to 20'	Width 21' to 30'	Width 31' to 40'	Width Price for every additional 10'*
up to 10'	1,245.00	1,305.00	1,365.00	1,425.00	add 60.00
11' to 20'	1,830.00	1,890.00	1,950.00	2,010.00	add 60.00
21' to 30'	2,555.00	2,615.00	2,675.00	2,735.00	add 60.00
31' to 40'	3,230.00	3,290.00	3,350.00	3,410.00	add 60.00

Pricing on this chart is for stretcher frames that are configured by Rose Brand to your soft goods dimensions.

Units include:

- Components cut to size.
- Predrilled for assembly.
- Parts ship preassembled when practical.
- Hook and loop fastener adhered, then riveted on one 4" face.
- Top Pipes are NOT included – it is assumed frames are mounted on customer supplied top pipe.

While you can mount soft goods to the face of the frame using hook and loop fastener, standard practice is to wrap the frame and attach to the back side. This technique requires soft goods to be 8" wider than the finished width. When ordering, please note if you do not want the hook and loop fastener.

*Call a Rose Brand Sales representative if you require quote for width over 80'.

Curtain Finish Details



Hook and Loop Mount



Side Ties



Side Lacing



Bottom Detail

A modular structural extrusion system to simplify the design and construction of open frames and 3D shapes in stage and event production.

SpanFrame™ is a custom aluminum extrusion designed for quick construction of structural frames and shapes. The unique profile can span up to 20 feet with minimal deflection and is tooled to accept a wide variety of connection hardware, including industry-standard strut nuts. Easy to splice, corner, connect and attach, the possibilities for using SpanFrame™ are virtually limitless.

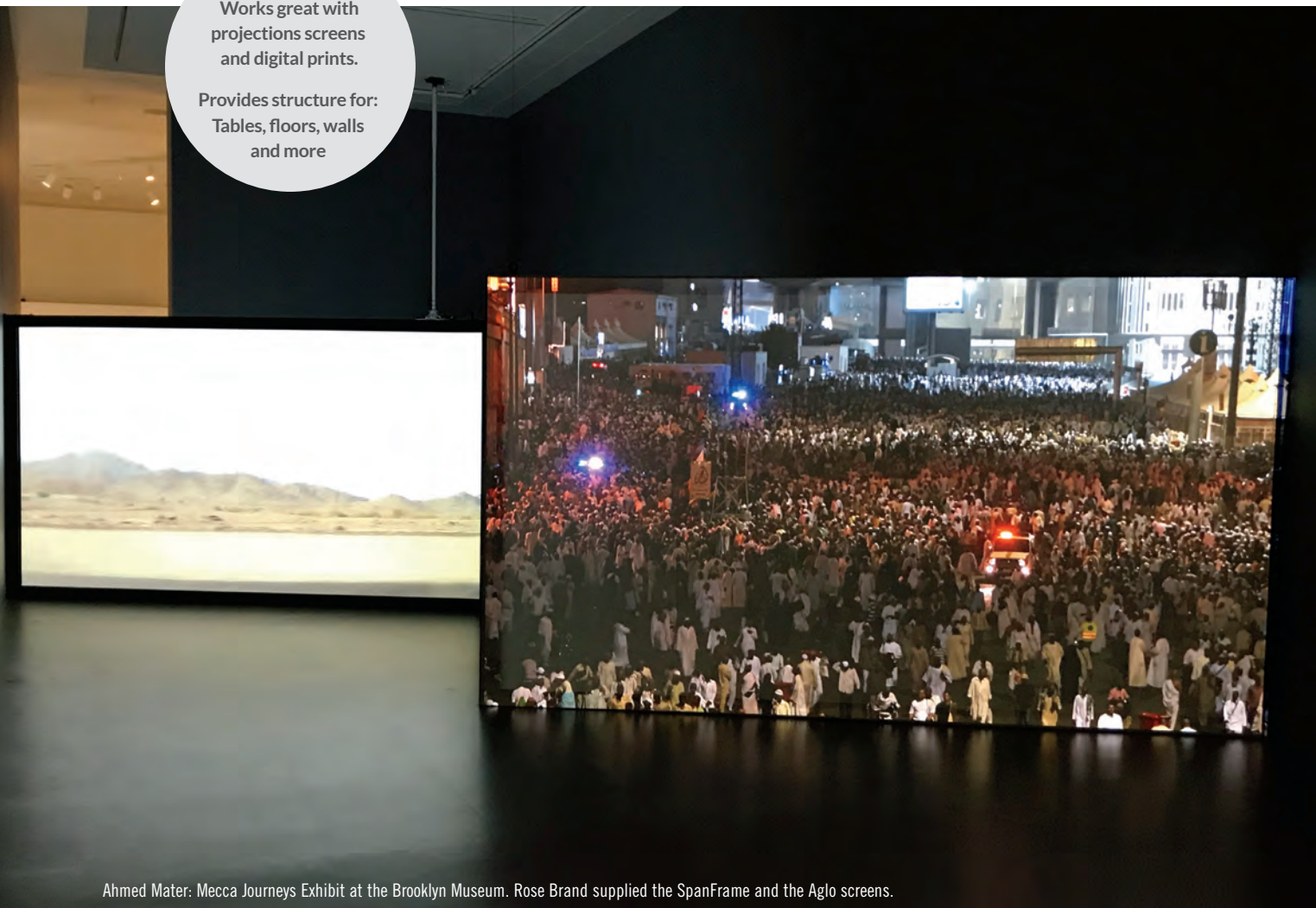
Below photo shows our projection screens supported by our SpanFrame. Note that the forward image shows what the **front** looks like and the image in back shows what the **back** of the frame looks like - thicker, more evident.



SPANFRAME™
Rectangular Frame with Projection Screen (rear view)

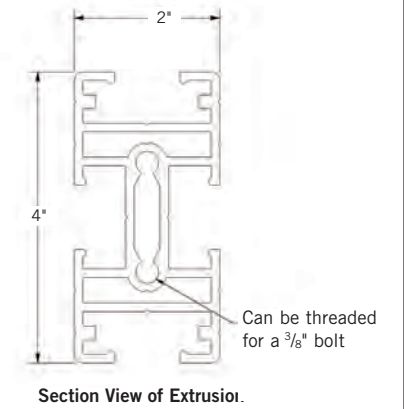
Works great with projections screens and digital prints.

Provides structure for: Tables, floors, walls and more



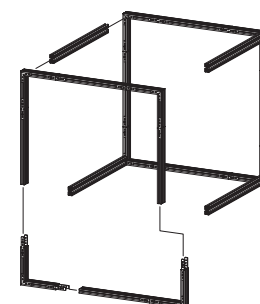
Ahmed Mater: Mecca Journeys Exhibit at the Brooklyn Museum. Rose Brand supplied the SpanFrame and the Aglo screens.

FEATURES	BENEFITS
<ul style="list-style-type: none"> Robust 2" x 4" custom profile of high-strength aluminum. 	<ul style="list-style-type: none"> Long spans without internal support means no shadows or obstructions. Suitable for stages, tables, and scenic elements. Clean elegant look fits in retail or architectural environments.
<ul style="list-style-type: none"> Machined for strut-nut attachment on all 4 sides. 	<ul style="list-style-type: none"> Easy to attach whatever is needed.
<ul style="list-style-type: none"> Center profile can be threaded for 3/8" bolt or threaded rod. 	<ul style="list-style-type: none"> Attach end cap for vertical hanging, among other uses.
<ul style="list-style-type: none"> Anodized matte black 	<ul style="list-style-type: none"> "Invisible" on stage.




COMPONENTS

<p>2 x 4 beam 20 ft</p> <p>Item Number: FRAM0001 Price: 475.00</p>	<p>2-WAY CORNER</p> <p>Item Number: FRAM0002 Price: 128.00</p>	<p>SPLICE BLOCK</p> <p>Item Number: FRAM0003 Price: 39.00</p>	<p>1/2" STRUT NUT</p> <p>Item Number: STRU0038 Price: 1.50</p>
<p>3-way corner bracket</p> <p>Item Number: FRAM0004 Price: 64.00</p>	<p>4-way corner bracket</p> <p>Item Number: FRAM0005 Price: 79.00</p>	<p>offset tee bracket</p> <p>Item Number: FRAM0006 Price: 59.00</p>	<p>in-line tee bracket</p> <p>Item Number: FRAM0007 Price: 59.00</p>



Product: Example of typical Cube Frame Construction using SpanFrame beam and bracket components.

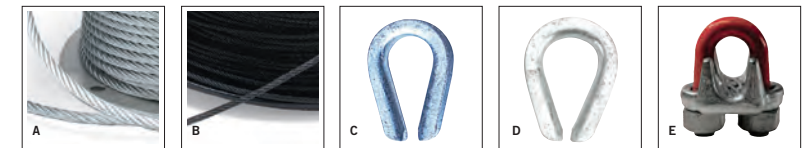
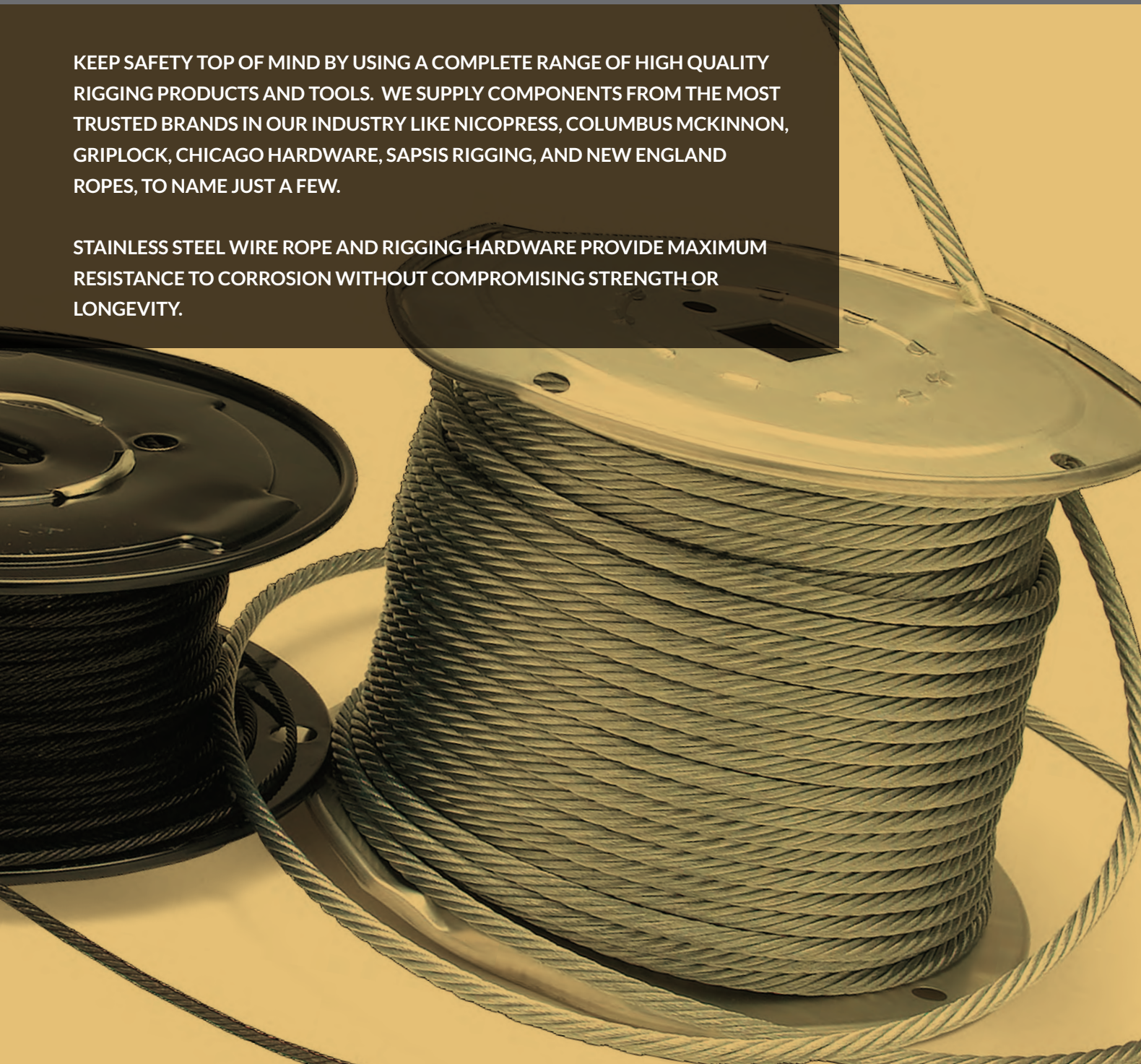
SEE ROSEBRAND.COM FOR ADDITIONAL TECHNICAL INFORMATION



Product: Rose Brand Framing System, 20' x 15' Front White-160 Premium Projection Screen; Dolphin Resort in Orlando, FL; Pro Vision Productions Inc.

KEEP SAFETY TOP OF MIND BY USING A COMPLETE RANGE OF HIGH QUALITY RIGGING PRODUCTS AND TOOLS. WE SUPPLY COMPONENTS FROM THE MOST TRUSTED BRANDS IN OUR INDUSTRY LIKE NICOPRESS, COLUMBUS MCKINNON, GRIPLOCK, CHICAGO HARDWARE, SAPSIS RIGGING, AND NEW ENGLAND ROPES, TO NAME JUST A FEW.

STAINLESS STEEL WIRE ROPE AND RIGGING HARDWARE PROVIDE MAXIMUM RESISTANCE TO CORROSION WITHOUT COMPROMISING STRENGTH OR LONGEVITY.



WIRE ROPE/CABLE & ACCESSORIES – GALVANIZED										
ITEM/DESCRIPTION	CONSTRUCTION	DIAMETER	WLL/LBS	BREAKING STRENGTH	250' SPOOL		500' SPOOL		1,000' SPOOL	
					ITEM NUMBER	PRICE	ITEM NUMBER	PRICE	ITEM NUMBER	PRICE
A GALVANIZED AIRCRAFT CABLE (Wire Rope)	7 x 7	1/16"	80	480	N.A.	N.A.	HWCA0002	25.00	HWCA0001	49.00
	7 x 19	1/8"	150	2,000	HWCA0007	35.00	HWCA0010	55.00	HWCA0006	105.00
	7 x 19	3/16"	600	4,200	HWCA0017	47.25	HWCA0019	78.00	HWCA0016	154.00
	7 x 19	1/4"	1,000	7,000	HWCA0025	62.00	HWCA0027	125.00	HWCA0024	225.00
	7 x 19	3/8"	2,057	14,400	HWCA0033	130.00	HWCA0035	260.00	HWCA0032	510.00
B POWDER COATED BLACK AIRCRAFT CABLE (Wire Rope)	7 x 7	1/16"	60	480	N.A.	N.A.	HWCA0004	75.00	HWCA0003	145.00
	7 x 19	1/8"	150	1,700	HWCA0012	70.00	HWCA0014	119.00	HWCA0011	198.00
	7 x 19	3/16"	600	3,700	HWCA0021	80.00	HWCA0022	141.00	HWCA0020	235.00
	7 x 19	1/4"	1,000	7,000	HWCA0029	100.00	HWCA0030	180.00	HWCA0028	360.00
ITEM/DESCRIPTION							CABLE SIZE		ITEM NUMBER	PRICE
C STANDARD GALVANIZED WIRE ROPE THIMBLES Price per 100 pieces.							1/16"		HWTH0002	14.45
							1/8"		HWTH0003	14.00
							3/16"		HWTH0004	16.00
							1/4"		HWTH0005	18.00
							3/8"		HWTH0007	63.00
D HEAVY DUTY WIRE ROPE THIMBLE Price per 10 pieces.							1/4"		HWTH0009	2.10
							3/8"		HWTH0008	7.20
E CM® G-450 GALVANIZED WIRE ROPE CLIPS							1/8"		HWCL0009	3.05
							3/16"		HWCL0010	3.48
							1/4"		HWCL0011	4.40
							3/8"		HWCL0013	4.85

Always inspect Aircraft Cable and replace when worn or damaged.

INSPECTION OF WIRE ROPE

Inspecting wire rope regularly is the most crucial step in maintaining safe wire rope operations.

When inspecting wire rope for signs of wear, look for broken wires, flattened wires, separation in wire or strand, rust, signs of chemical etching, or anything unusual. Wire rope in good condition is clean, well formed, and free of dirt, grease, and other discoloration.


Special attention should be paid to the wire rope next to the cable clips and compression fittings. These areas are under the highest stress and are the most likely place to find broken wires due to overloading. An elongated thimble is a sign of excessive stress.

If a wire rope is in constant use, a set interval for its replacement regardless of the rope's current condition should be put in place. This will eliminate the potential of a rope failing due to fatigue. However regular inspections should still take place to determine the rope's condition.

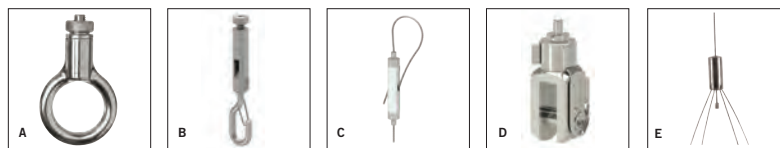
Citations:

Stage Rigging Handbook – Second Edition by Jay O. Glerum; Carbondale and Edwardsville: Southern Illinois University Press; 1997

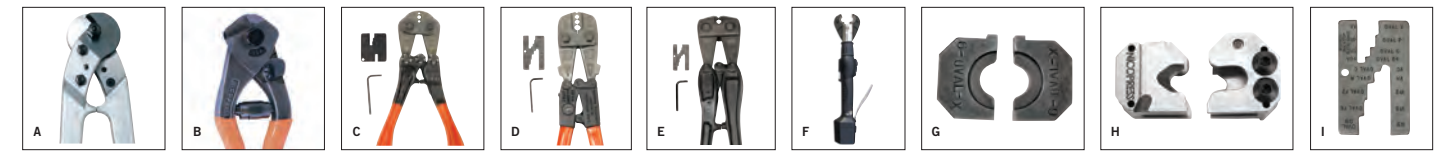
Handbook of Rigging for Construction and Industrial Operations – Fourth Edition by W.E. Rossnagel, Lindley R. Higgins and Joseph A. MacDonald; New York: McGraw-Hill Book Company; 1988



FITTINGS						
ITEM/DESCRIPTION	ITEM NUMBER	USES HAND TOOL	COMPRESSION DIE NUMBER	DIAMETER	QTY. PER PACK	PRICE
PACKAGES 100 PIECES						
A B NICOPRESS® SWAGE FITTINGS - ALUMINUM Price per 100 pieces.	HWNI0001	33-V-CGB4	6-188-VC	Oval 1/16"	100	8.15
	HWNI0005	63-V-XPM	6-188-VM	Oval 1/8"	100	8.15
	HWNI0009	63-V-XPM	6-188-VX	Oval 3/16"	100	23.25
	HWNI0013	3-F6-950	6-188-VF6	Oval 1/4"	100	32.60
	HWNI0002	33-V-CGB4	6-OVAL-C	Stop 1/16"	100	8.15
	HWNI0006	63-V-XPM	6-J	Stop 1/8"	100	9.25
	HWNI0010	63-V-XPM	6-1M	Stop 3/16"	100	16.25
	HWNI0014	3-F6-950	6-OVAL-F6	Stop 1/4"	100	40.70
C D NICOPRESS® SWAGE FITTINGS - COPPER Price per 100 pieces.	HWNI0003	33-V-CGB4	6-OVAL-C	Oval 1/16"	100	7.75
	HWNI0007	63-V-XPM	6-OVAL-M	Oval 1/8"	100	38.80
	HWNI0011	63-V-XPM	6-OVAL-X	Oval 3/16"	100	108.10
	HWNI0015	3-F6-950	6-OVAL-F6	Oval 1/4"	100	147.65
	HWNI0004	33-V-CGB4	6-OVAL-C	Stop 1/16"	100	12.85
	HWNI0008	63-V-XPM	6-J	Stop 1/8"	100	13.90
	HWNI0012	63-V-XPM	6-1M	Stop 3/16"	100	38.80
	HWNI0016	3-F6-950	6-OVAL-F6	Stop 1/4"	100	155.15
PACKAGES OF 5 - 10 PIECES						
C D NICOPRESS SWAGE FITTINGS - COPPER Price per 5-10 pieces.	HWNI0038	63-V-XPM	6-OVAL-X	Oval 3/16"	10	10.75
	HWNI0039	3-F6-950	6-OVAL-F6	Oval 1/4"	10	15.90
	HWNI0040	3-F6-950	6-OVAL-F6	Stop 1/4"	5	7.30



GRIPLOCK						
ITEM/DESCRIPTION	DIAMETER	WLL/LBS	NICKEL		BLACK	
			ITEM NUMBER	PRICE	ITEM NUMBER	PRICE
A GRIPLOCK® GLIDER RINGS In a rush to hang something? Slip the adjustable glider ring onto an aircraft cable. Easy adjustment. 1/4" Diameter is black.	1/16"	60	HWGL0007	7.59	N.A.	N.A.
	1/8"	225	HWGL0008	16.59	HWGL0015	18.90
	3/16"	500	N.A.	N.A.	HWGL0016	49.28
	1/4"	1,300	N.A.	N.A.	HWGL0010	93.32
B GRIPLOCK® HOOK Snap clip hook. Safety nut. Nickel.	1/16"	60	HWGL0013	5.19	N.A.	N.A.
	1/8"	225	HWGL0006	18.66	N.A.	N.A.
C GRIPLOCK® DOUBLE-ENDED GRIPPER WLL depends on loop configuration (lower) or join cable configuration in series (higher).	1/16"	40/80	HWGL0001	4.06	N.A.	N.A.
	1/8"	250	HWGL0017	7.90	N.A.	N.A.
D GRIPLOCK® FORK	1/16"	60	HWGL0003	11.65	N.A.	N.A.
	1/8"	225	HWGL0004	24.89	N.A.	N.A.
	1/4"	1,300	N.A.	N.A.	HWGL0005	124.43
E GRIPLOCK® SPUTNIK Adjustable single point suspension with 4 fixed bridle legs, 48" long.	1/16"	60	HWGL0012	11.87	N.A.	N.A.



TOOLS				
ITEM	ITEM NUMBER	MODEL NUMBER	CAPACITY	PRICE
A CABLE CUTTERS	HWCA0005	Felco C-7	1/64" - 3/16"	66.00
	HWCA0015	Felco C-9	1/4"	184.00
	HWCA0023	Felco C-12	3/8"	305.00
	HWCA0031	Felco C-16	1/8" - 5/8"	450.00
B NICOPRESS WIRE ROPE CUTTERS Hardened alloy steel jaw and ergonomic design. Clean cuts on wire rope up to 3/16" Low force results in less hand fatigue.	HWNI0048	1-VCI	up to 3/16"	70.00
C D E SWAGING TOOL	HWNI0034	33-V-CGB4	3/64" - 3/32"	171.20
	HWNI0032	63V-XPM	1/8" - 3/16"	304.95
	HWNI0031	3-F6-950	1/4"	455.80
F NICOPRESS® INLINE POWER SWAGING TOOL	HWNI0030	5606	Battery Power Swaging tool comes with 2 batteries, charger, and storage case. Swages up to 3/8".	3,274.20
G NICOPRESS® COMPRESSION DIES FOR INLINE BATTERY POWER SWAGING TOOL	HWNI0026	6-188-VC	Die for 1/16" Aluminum Oval Sleeve	206.50
	HWNI0017	6-188-VM	Die for 1/8" Aluminum Oval Sleeve	206.50
	HWNI0020	6-188-VX	Die for 3/16" Aluminum Oval Sleeve	206.50
	HWNI0023	6-188-VF6	Die for 1/4" Aluminum Oval Sleeve	206.50
	HWNI0036	6-OVAL-H5	Die for 3/8" Aluminum Oval Sleeve	206.50
	HWNI0027	6-OVAL-C	Die for 1/16" Copper Oval Sleeve	206.50
	HWNI0018	6-OVAL-M	Die for 1/8" Copper Oval Sleeve	206.50
	HWNI0021	6-OVAL-X	Die for 3/16" Copper Oval Sleeve	206.50
	HWNI0024	6-OVAL-F6	Die for 1/4" Copper Oval Sleeve	206.50
	HWNI0037	6-OVAL-H5	Die for 3/8" Copper Oval Sleeve	184.00
	HWNI0028	6-OVAL-C	Die for 1/16" Copper or Aluminum Stop	206.50
	HWNI0019	6-J	Die for 1/8" Copper or Aluminum Stop	206.50
	HWNI0022	6-1M	Die for 3/16" Copper or Aluminum Stop	206.50
HWNI0025	6-OVAL-F6	Die for 1/4" Copper or Aluminum Stop	206.50	
H WIRE ROPE CUTTING DIE FOR NICOPRESS INLINE BATTERY POWER TOOL	HWNI0042	6-VCI DIE	Wire rope cutting die. Cuts up to 3/8" dia.	850.00
I NICOPRESS® GO-NO-GO INSPECTION GAUGE	HWNI0041	2930	Inspection Gauge for various sizes 3/64" - 3/16"	23.10


NICOPRESS SLEEVES CRIMPING INFORMATION

Inspecting the hardware and termination:

1. Make sure that the dead end of the cable protrudes slightly from the end of the crimped sleeve.
2. The eye splice should have a small space between the cable thimble and the Nicopress sleeve to allow the thimble to "self align" without pushing on the sleeve.
3. Identify the tool and tool groove that was used to make the crimp, and verify that the correct number of presses were used.
4. Use the correct inspection gauge for the tool.
5. Use the correct notch in the Nicopress inspection gauge to verify that the crimp is the correct depth. The crimp should pass into the correct part of the gauge without being forced.

If the presses are not deep enough, the tool must be adjusted and the sleeve may be re-crimped in the same locations and alignment as the existing presses. Do not re-crimp the sleeve more than once. The tool should be checked every 50 presses or as required to keep the presses within specifications. A properly installed Nicopress connection is certified to be equal to the strength of the cable, it should be noted that the manufacturer does call for all critical applications to be proof load tested.

Casters
Shop & Stage Supplies
DMX Winches
Curtain Track
Stage Effects Equipment
Stretcher Frame
Rigging & Fly Hardware
Personal Protective Equipment
Pipe & Tube Hardware
Index & Ordering Info




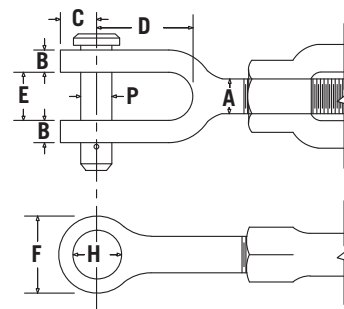
TURNBUCKLES – GALVANIZED						
ITEM/DESCRIPTION	ITEM NUMBER	THREAD DIA/LENGTH	CLOSED LENGTH	WLL/LBS	PRICE	
A CHICAGO HARDWARE® JAW-JAW TURNBUCKLE – WITH COTTER PIN Recommended for straight or in line pull only.	HWTU0001	1/4" x 4"	8 1/2"	500	31.46	
	HWTU0002	3/8" x 6"	11 1/2"	1,200	37.39	
	HWTU0004	1/2" x 6"	13 1/2"	2,200	38.83	
	HWTU0005	1/2" x 9"	16 1/2"	2,200	51.73	
	HWTU0003	1/2" x 12"	19 1/2"	2,200	58.34	
B CHICAGO HARDWARE® JAW-EYE TURNBUCKLE – BOLT STYLE WITH COTTER PIN	HWTU0006	1/4" x 4"	8 1/2"	500	26.12	
	HWTU0007	3/8" x 6"	11 1/2"	1,200	34.85	
	HWTU0008	1/2" x 6"	13 1/2"	2,200	36.91	
	HWTU0009	1/2" x 9"	16 1/2"	2,200	47.68	
	HWTU0010	1/2" x 12"	19 1/2"	2,200	55.79	
C CHICAGO HARDWARE® JAW-JAW TURNBUCKLE – BOLT STYLE WITH COTTER PIN	HWTU0011	1/4" x 4"	8 1/4"	500	31.96	
	HWTU0012	3/8" x 6"	11 1/2"	1,200	41.68	
	HWTU0013	1/2" x 6"	13 1/4"	2,200	43.68	
	HWTU0014	1/2" x 9"	16 1/4"	2,200	58.00	
	HWTU0015	1/2" x 12"	19 1/4"	2,200	65.40	

EYEBOLTS						
ITEM/DESCRIPTION	ITEM NUMBER	THREAD DIA/LENGTH	THREAD LENGTH	WLL/LBS	PRICE	
C CHICAGO HARDWARE® DOMESTIC GALVANIZED SHOULDER EYE BOLTS Designed for vertical loading. WLL is decreased when used for an angular load.	HWEY0001	1/4" x 1"	1"	500	4.97	
	HWEY0005	1/4" x 2"	1 1/2"	500	5.04	
	HWEY0007	1/4" x 4"	2"	500	6.47	
	HWEY0004	3/8" x 1 1/4"	1 1/4"	1,400	5.93	
	HWEY0003	3/8" x 2 1/2"	1 1/2"	1,200	6.29	
	HWEY0009	3/8" x 4 1/2"	2"	1,200	8.22	
	HWEY0002	1/2" x 1 1/2"	1 1/2"	2,600	7.59	
	HWEY0010	1/2" x 2"	1 7/8"	2,200	8.49	
	HWEY0011	1/2" x 3 1/4"	1 1/2"	2,200	9.01	
	HWEY0012	1/2" x 6"	3"	2,200	11.69	
	D CHICAGO HARDWARE® ZINC PLATED SHOULDER EYE BOLTS	HWEY0013	1/4" x 1"	1"	500	4.89
		HWEY0014	3/8" x 1 1/4"	1 1/4"	1,400	6.09
HWEY0015		1/2" x 1 1/2"	1 1/2"	2,600	7.80	

▶ ADDITIONAL INFORMATION ON JAW-JAW TURNBUCKLE

DIMENSIONS - INCHES								WORKING LOAD LIMIT IN LBS †
A	B	C	D	*E	F	**H	P	
1/4"	7/32"	5/16"	25/32"	3/8"	5/8"	9/32"	1/4"	500
3/8"	9/32"	13/32"	1"	1/2"	13/16"	11/32"	5/16"	1,200
1/2"	5/16"	1/2"	1" 9/32"	5/8"	1"	15/32"	7/16"	2,200

* At parting line: includes 7° draft.
 ** Hole size.
 † Loads are based on a safety factor of 5 to 1.



SCENIC RIGGING HARDWARE					
ITEM/DESCRIPTION	ITEM NUMBER	COLOR	SIZE	WLL/LBS	PRICE
A CHICAGO™ #24 SAFETY HOOK	HWH00002	Galvanized	N.A.	3,000	18.93
B CHICAGO™ SNAP HOOK	HWH00001	Galvanized	N.A.	1,000	12.58
C CHICAGO™ HOIST RING	HWHR0001	Black	3/8" - 16 x 9/16" long bolt	1,000	140.96
	HWHR0002	Black	1/2" - 13 x 1" long bolt	2,500	174.60
D FLOOR PLATE Square, steel floor plate with forged eye. Used for terminating guidelines. Recommended working load: 450 lbs.	HWFL0001	Black	3" x 3"	450	44.25

Casters
 Shop & Stage Supplies
 DMX Winches
 Curtain Track
 Stage Effects Equipment
 Stretcher Frame
 Rigging & Fly Hardware
 Personal Protective Equipment
 Pipe & Tube Hardware
 Index & Ordering Info



RIGGING ASSEMBLY ACCESSORIES						
ITEM/DESCRIPTION	ITEM NUMBER	COLOR	SIZE	WLL/LBS	PRICE	
A CM™ SHACKLE 6:1 DESIGN FACTOR (Batch Tested)	HWSH0003	Galvanized	1/4"	1,500	5.90	
	HWSH0004	Galvanized	5/16"	2,000	7.50	
	HWSH0005	Galvanized	3/8"	3,000	7.95	
	HWSH0006	Galvanized	1/2"	6,500	10.85	
	HWSH0007	Galvanized	5/8"	9,000	20.10	
	HWSH0026	Black	5/8"	9,000	21.10	
	HWSH0008	Galvanized	3/4"	9,500	29.00	
	HWSH0008	Galvanized	3/4"	9,500	29.00	
B DECK CHAIN Our deck chains are made of extra long (1/2" x 4") links of grade 80 alloy chain. This design allows up to a 5/8" shackle to be used anywhere along the length, not just at the end. Deck chains are acceptable for overhead lifting. Shackle not included.	HWCH0005	Black	1/2" x 4" x 3'	12,000	35.00	
	HWCH0006	Black	1/2" x 4" x 5'	12,000	52.00	
C CM™ THEATRICAL SHACKLE (Proof Tested)	HWSH0001	Black	5/8"	9,000	24.85	
D CM™ PEAR RING	HWPE0001	Grey	1/2"	9,000	41.75	
E RATED QUICK LINKS "MAILLON RAPIDE" Quick Links are rated as noted. Ratings are stamped on quick links.	HWLI0001	1/8"	Zinc	220	1.25	
	HWLI0002	3/16"	Zinc	620	1.40	
	HWLI0003	1/4"	Zinc	880	1.60	
	HWLI0004	5/16"	Zinc	1,550	2.26	
	HWLI0005	3/8"	Zinc	1,980	4.25	
	HWLI0006	1/2"	Zinc	3,300	6.55	
F CM GRADE 30 1/4" PROOF COIL CHAIN Not for overhead lifting. Used for trim chain and suspension rigging. 133' pail.	HWCH0003	1/4"	Zinc	1,300	145.00	
G TRIM CHAIN 36" Grade 30 1/4" proof coil chain with 1/4" shackle.	CHAI0005	1/4"	Zinc	1,300	12.00	

ADDITIONAL INFORMATION ON GRADE 30 1/4" PROOF COIL CHAIN

- Meets ASTM & NACM Standards.
- Available in a wide assortment of finishes including Self Colored, Burnished, Zinc Plated, Galvanized, Powder Coated.
- Permanent identification on chain.
- 100% proof tested
- Available in drums, pails, multiple style of assemblies
- Available in Full Drum - 800 ft.
- Available in Half Drum - 400 ft.
- Available in Pail - 133 ft. (Stocked at Rose Brand).


EVERYTHING
YOU NEED
IN PRODUCTION HARDWARE...
IN STOCK



SLINGS						
ITEM/DESCRIPTION	ITEM NUMBER	COLOR	LENGTH	WLL/LBS	PRICE	
A LIFTALL™ WIRE ROPE SLING 3/8" Thimble to Thimble Wire rope assembly. Other sizes available.	HWSL0019	Galvanized	5'	2,200	25.10	
	HWSL0016	Galvanized	10'	2,200	30.95	
	HWSL0017	Galvanized	20'	2,200	43.90	
	HWSL0018	Galvanized	30'	2,200	56.35	
	HWSL0013	Black	3'	5,300	29.00	
B LIFTALL™ STEELFLEX SLING Steelflex Stage Sling.	HWSL0014	Black	6'	5,300	52.70	
	HWSL0015	Black	9'	5,300	78.00	
	HWSL0008	Black	3'	2,600	11.00	
C LIFTALL™ ROUND SLING - EN30 PURPLE LABEL 2,600 lb vertical capacity round sling.	HWSL0009	Black	4'	2,600	13.55	
	HWSL0010	Black	6'	2,600	18.60	
	HWSL0011	Black	8'	2,600	23.70	
	HWSL0012	Black	9'	2,600	26.20	
	HWSL0007	Black	12'	2,600	35.00	
	HWSL0002	Black	3'	5,300	13.10	
	HWSL0003	Black	4'	5,300	16.35	
D LIFTALL™ ROUND SLING - EN60 GREEN LABEL 5,300 lb vertical capacity round sling.	HWSL0004	Black	6'	5,300	23.05	
	HWSL0005	Black	8'	5,300	29.75	
	HWSL0006	Black	9'	5,300	33.05	
	HWSL0001	Black	12'	5,300	43.05	
	HWSL0025	Black	12"	32 kN	3.75	
E BLUEWATER 1" CLIMB-SPEC WEBBING RUNNER This sling is perfect for choking small pulleys and other hardware to batten pipe and truss. Quantity discount on 10 or more.	HWSL0026	Black	24"	32 kN	4.75	
	HWSL0027	Black	36"	32 kN	6.15	



LIFT ALL BUCKET SLING						
ITEM/DESCRIPTION	ITEM NUMBER	COLOR	OVERALL HEIGHT	CAPACITY	PRICE	
A LIFT ALL BUCKET SLING Never risk relying on the strength on your bucket handle again. The Bucket Sling is constructed of high quality webbing straps and insures that using 5 gallon buckets to haul materials up and down is safe and secure. Rated to 200 lb working load. Bucket not included.	HWSL0028	Yellow	28"	200 lbs.	20.50	



RIGGING ACCESSORIES					
ITEM/DESCRIPTION	ITEM NUMBER	DIAMETER	FINISH	WLL/LBS	PRICE
A GRIPPLE® Used to suspend a static load; not meant to lift loads. <i>Kit also includes 5' of wire rope. (Kit available online).</i>	HWGR0003	1/16"	Galvanized	N.A.	2.15
	HWGR0004	1/8"	Galvanized	N.A.	3.15
	HWGR0005	3/16"	Galvanized	N.A.	5.15
	HWGR0006	1/4"	Galvanized	N.A.	9.00
B LIGHTING RESTRAINT CABLE 7x7, 30" long Aircraft cable with 5/16" snap hook. <i>To be used as a safety cable only.</i> In the event of clamp failure, cable will catch the fixture.	HWCA0008	1/8"	Galvanized	N.A.	2.50
	HWCA0013	1/8"	Powder Black	N.A.	2.85



RATCHET STRAPS				
ITEM/DESCRIPTION	ITEM NUMBER	COLOR	WLL/LBS	PRICE
A 2" X 27' U-HOOK RATCHET STRAP	HWRA0003	Yellow	1,600	25.70
B 1" X 20' U-HOOK RATCHET STRAP	HWRA0002	Black	700	15.65
B 1" X 10' U-HOOK RATCHET STRAP	HWRA0001	Black	700	13.75
C 2" X 16' E-STRAP	HWTR0008	Grey	1,000	28.00
D RATCHET STRAP EXTENDER	HWRA0004	Green	N.A.	10.20

In modern-day theatre, counterweight rigging and automation has become more and more popular but one must not forget the importance of good, old-fashioned, rope. Using high-quality products and selecting the proper rope for a particular job is very important. Rope has been supporting the backstage environment since the dawn of technical theatre and remains just as valuable today.

With manufacturers like New England Ropes, All Line Ropes, and BlueWater Ropes, Rose Brand offers many types of products for an even more diverse range of applications. Whether for Decoration, Utility, Rigging, or Fall Protection, we have a rope that will suit your needs. If you need assistance selecting the right rope for your job, we'll be happy to help.





SAFETY/RESCUE ROPE										
ITEM/DESCRIPTION	DIAMETER	WEIGHT PER 100'	BREAKING STRENGTH	COLOR	PER FT		PER 150 FT		PER 200 FT	
					ITEM NUMBER	PRICE	ITEM NUMBER	PRICE	ITEM NUMBER	PRICE
A NEW ENGLAND ROPES KM III* This rope is designed to meet the rigorous requirements associated with rescue and rappelling operations and meets NFPA 1983:2006 for General Use. Other diameters available by special order.	1/2"	7.9 lbs	10,000 lbs (44 kN)	Red	PPER0029	1.42	PPER0022	212.00	PPER0036	280.00
				White	PPER0030	1.23	PPER0023	185.00	PPER0037	243.00
				Blue	PPER0025	1.42	PPER0018	212.00	PPER0032	280.00
				Black	PPER0024	1.42	PPER0017	212.00	PPER0031	280.00
				Orange	PPER0028	1.42	PPER0021	212.00	PPER0035	280.00
				Olive Drab	PPER0027	1.42	PPER0020	212.00	PPER0034	280.00
Safety Green	PPER0026	1.42	PPER0019	212.00	PPER0033	280.00				

*Rose Brand cuts all PPE ropes by the foot! Please let us know if you would like other lengths not listed above.

► STORAGE AND CARE OF FIBER ROPE

All rope should be stored clean, dry, out of direct sunlight, and away from extreme heat. Cordage should be stored in a cool, dry and well-ventilated warehouse. It should be kept off the floor, on racks to provide ventilation underneath. Never store on a concrete or dirt floor. Under no circumstances should cordage and acid or alkalis be kept in the same building. Natural fiber rope mildews and decays if stored wet. Do not store rope in direct sunlight. Some synthetic rope may be severely weakened by prolonged exposure to ultraviolet (UV) rays, unless specifically stabilized and/or pigmented to increase its UV resistance. UV degradation is indicated by discoloration and the presence of splinters and slivers on the surface of the rope.

- Use the proper type and size of rope for the job.
- Make sure the rope is in good condition.
- Use the rope in a safe manner, never overload or shock load the rope.
- Do not use the rope over abrasive surfaces or sharp bends.
- Never stand in line with a rope under tension.



RIGGING ROPES								
ITEM/DESCRIPTION	ITEM NUMBER	COLOR	LENGTH	DIAMETER	TENSILE	WEIGHT PER 100 FT	PRICE	
A NEW ENGLAND ROPES® MULTILINE II Easiest handling, most flexible, and strongest composite rope available on the market.	ROPE0029	White	150'	5/8"	9,000	10.4	142.80	
	ROPE0031	White	150'	3/4"	12,000	14.5	190.40	
	ROPE0030	White	600'	5/8"	9,000	10.4	515.20	
	ROPE0033	White	600'	3/4"	12,000	14.5	714.00	
	ROPE0032	White	Per Foot	3/4"	12,000	14.5	1.47	
	ROPE0025	Black	600'	5/8"	9,000	10.4	651.00	
	ROPE0027	Black	600'	3/4"	12,000	14.5	789.60	
	ROPE0026	Black	Per Foot	3/4"	12,000	14.5	1.62	
B NEW ENGLAND ROPES® STAGE SET X Patented parallel fiber core design results in a very round, firm rope with no stretch. Perfect for counterweight systems where a rope that bounces can make setting lines more difficult. Spun fiber in the cover makes this rope easy to handle.	ROPE0034	White	600'	3/4"	14,000	16.5	1,154.00	
	ROPE0035	White	600'	1"	23,000	31.0	1,996.40	
C NEW ENGLAND ROPES® STA-SET The industry leading polyester double braid. Low stretch and durable line ideal for all applications requiring control lines, positioning, lifting, or lowering. Additional sizes and colors available.	ROPE0082	Black	600'	1/4"	2,350	200	382.72	
	ROPE0039	White	600'	3/8"	5,100	4.3	480.20	
	ROPE0040	White	600'	1/2"	10,100	7.8	795.00	
	ROPE0036	Black	600'	3/8"	5,100	4.3	568.25	
	ROPE0038	Black	600'	1/2"	10,100	7.8	898.80	
D NEW ENGLAND ROPES® STS 12 Manufactured from 100% HMPE fiber. The resulting rope is extremely high strength, very lightweight, and very low stretch. The 12-strand single braid construction is supple, non-rotational, and easily spliced. Ideally suited for wire rope replacement and where weight is a primary design consideration.	ROPE0081	Black	600'	1/8"	2,800	.5	320.60	
	ROPE0079	Black	Per Foot	1/8"	2,800	.5	.67	
	ROPE0019	Black	600'	1/4"	9,700	1.7	861.00	
	ROPE0018	Black	Per Foot	1/4"	9,700	1.7	1.65	
E NEW ENGLAND ROPES® T-12 100% Technora 12-strand single braid. Characterized by very high tensile strength, very low stretch, low creep, and excellent resistance to heat. Comes standard with a black urethane coating.	ROPE0042	Black	600'	1/4"	8,150	2.1	848.40	
	ROPE0041	Black	Per Foot	1/4"	8,150	2.1	1.62	
F SUREGRIP 3 strand construction. The only theatrical rope with a wear indicator telling you when the rope needs replacing. Minimal stretch. Unaffected by humidity.	ROPE0017	White	600'	3/4"	10,000	13.0	630.00	
	ROPE0015	Black	600'	3/4"	10,000	13.0	882.00	
G CLASS 1 MANILA ROPE Rigging grade manila rope for hemp sets and for those of us that require that "authentic feel" just like the good old days!	ROPE0051	Natural	600'	1/2"	2,385	6.4	89.00	
	ROPE0050	Natural	600'	5/8"	3,960	12.1	175.50	
	ROPE0049	Natural	600'	3/4"	4,860	15.1	209.25	

The Cordage Institute specifies that the Safe Working Load (SWL) guideline shall be determined by dividing the minimum tensile strength of the rope by a safety factor. The safety factor ranges from 5 to 12 for non critical uses and is typically set at 15 for lifelines. Rose Brand recommends a safety factor of 10:1 as a guideline for choosing a fiber rope. Remember that tying knots in rope can reduce the strength by 50% or more.


NEW ENGLAND ROPES - ADDITIONAL INFORMATION		
ITEM	FEATURES	APPLICATIONS
NEW ENGLAND ROPES® MULTILINE II	<ul style="list-style-type: none"> Polyolefin keeps line diameter up without adding weight Very little water absorption • Multi-line II will not break down from UV exposure Soft, spun polyester is added to the surface for better grip and chafe protection Medium Lay 	<ul style="list-style-type: none"> Hand lines • Counterweight system Hoisting ropes Slings Multi-purpose use
NEW ENGLAND ROPES® STAGE SET X	<ul style="list-style-type: none"> Low stretch • Soft 	<ul style="list-style-type: none"> Counterweight systems
NEW ENGLAND ROPES® STA-SET	<ul style="list-style-type: none"> Soft and flexible • Durable • Spliceable • Variety of colors Available in diameters up to 3-1/4" (White only. Other colors available up to 3/4") 	<ul style="list-style-type: none"> Control lines • Lifting lines • Lowering lines Multi-purpose • Winch lines • Spotting lines
NEW ENGLAND ROPES® STS 12	<ul style="list-style-type: none"> Excellent strength-to-weight ratio • Excellent wet/dry strength retention Will not absorb water Urethane coated for improved abrasion resistance and color coding Spliceable 	<ul style="list-style-type: none"> Replacement for steel cable Winch lines Slings
NEW ENGLAND ROPES® T-12	<ul style="list-style-type: none"> Very high strength • Very low stretch • Very high melting point • Spliceable Urethane coated for improved abrasion resistance and color coding 	<ul style="list-style-type: none"> Any high strength, low stretch application

UTILITY ROPES									
ITEM/DESCRIPTION	ITEM NUMBER	COLOR	LENGTH	DIAMETER	TENSILE STRENGTH	WEIGHT PER 100 FT	PRICE		
A SOLID BRAID UTILITY ROPE Economical and durable rope ideal for hauling or rigging points. In stock in Red, Yellow, Royal Blue, Kelly Green, Silver, and Black. 37 other colors/ combinations by special order (spools only). See our website for a color list.	ROPE0070	Black	600'	5/8"	2,400	6	210.00		
	ROPE0072	Green	600'	5/8"	2,400	6	210.00		
	ROPE0073	Red	600'	5/8"	2,400	6	210.00		
	ROPE0075	Yellow	600'	5/8"	2,400	6	210.00		
	ROPE0064	Black	Per Foot	5/8"	2,400	6	0.50		
	ROPE0066	Green	Per Foot	5/8"	2,400	6	0.50		
	ROPE0067	Red	Per Foot	5/8"	2,400	6	0.50		
	ROPE0069	Yellow	Per Foot	5/8"	2,400	6	0.50		
	B COATED TIE LINE Also known as "trick" lines. #4 Tie Line is coated for more permanent use with greater holding power.	LINE0006	Natural	96'	1/8" #4	100	0.3	8.25	
LINE0004		Black	96'	1/8" #4	100	0.3	9.60		
LINE0008		Natural	600'	1/8" #4	100	0.3	43.65		
LINE0002		Black	600'	1/8" #4	100	0.3	43.65		
LINE0009		Natural	3,000'	1/8" #4	100	0.3	143.30		
B UNWAXED TIE LINE For easy tying when knots need to be knotted and unknotted many times.	LINE0007	Natural	600'	1/8" #4	100	0.3	43.65		
	LINE0028	Black	600'	1/8" #4	100	0.3	43.65		
	LINE0011	Natural	3000'	1/8" #4	100	0.3	143.30		
	LINE0005	Black	3000'	1/8" #4	100	0.3	143.30		
C STRETCH-RESISTANT SASH CORD Commonly used with stage and studio track.	SASH0011	White	100'	1/4" #8	1,000	1.60	18.00		
	SASH0001	Black	100'	1/4" #8	1,000	1.60	25.00		
	SASH0012	White	1,200'	1/4" #8	1,000	1.60	132.00		
	SASH0002	Black	1,200'	1/4" #8	1,000	1.60	216.00		
	SASH0016	White	100'	3/8" #12	2,000	3.40	35.00		
	SASH0004	Black	100'	3/8" #12	2,000	3.40	50.00		
	SASH0017	White	1,200'	3/8" #12	2,000	3.40	369.60		
	SASH0005	Black	1,200'	3/8" #12	2,000	3.40	510.00		
	SASH0013	White	Per Foot	1/4" #8	1,000	1.6	0.55		
	SASH0003	Black	Per Foot	1/4" #8	1,000	1.6	0.82		
	SASH0018	White	Per Foot	3/8" #12	2,000	3.4	1.20		
	SASH0006	Black	Per Foot	3/8" #12	2,000	3.4	1.48		
	D DURASTRON Double braid spun polyester made specifically for the theatrical industry. Offers superior grip and handling and stays round over pulleys. Makes a good and economical synthetic substitute for traveler lines and cotton sash cord.	ROPE0053	Black	1,400'	1/4"	1,665	1.65	260.00	
		ROPE0054	Black	Per Foot	1/4"	1,665	1.65	0.26	
ROPE0055		Black	1,000'	5/16"	2,610	2.6	225.00		
ROPE0056		Black	Per Foot	5/16"	2,610	2.6	0.29		
ROPE0058		Black	900'	3/8"	3,700	3.7	306.00		
ROPE0057		Black	Per Foot	3/8"	3,700	3.7	0.48		
ROPE0060		Black	600'	1/2"	6,525	5.1	410.00		
ROPE0059		Black	Per Foot	1/2"	6,525	5.1	1.00		
E WIRE-CENTER ROPE Black glazed woven polyester cover. Used with motorized curtain track. Wire core is 3/32" diameter.		ROPE0044	Black	1,000'	3/16" #6	920	2.6	268.00	
		ROPE0045	Black	1,000'	1/4" #8	920	3.2	320.00	
	ROPE0083	Black	500'	5/16"	920	1.45	160.00		
	ROPE0046	Black	500'	3/8" #12	920	6.6	350.00		
	ROPE0047	Black	500'	1/2"	920	8.6	400.00		


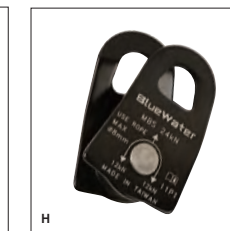


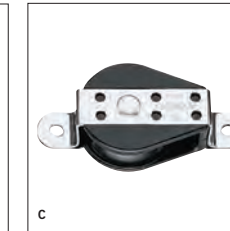

The Cordage Institute specifies that the Safe Working Load (SWL) guideline shall be determined by dividing the minimum tensile strength of the rope by a safety factor. The safety factor ranges from 5 to 12 for non critical uses and is typically set at 15 for lifelines. Rose Brand recommends a safety factor of 10:1 as a guideline for choosing a fiber rope. Remember that tying knots in rope can reduce the strength by 50% or more.



ROPE LOCK						
ITEM/DESCRIPTION	ITEM NUMBER	COLOR	SIZE	WLL/LBS	PRICE	
A ROPE LOCK Effective method of braking two ropes against each other in tension.	HWR00008	Black	12" x 8" x 2"	10	140.50	




ROPE TOOLS				
ITEM/DESCRIPTION	ITEM NUMBER	COLOR	PRICE	
A NEW ENGLAND ROPES UNIFID II SPLICING KIT For braided line 1/4" to 1". Instructions included.	HWUN0002	-	31.40	
B SAMSON ROPES SPLICING KIT For braided ropes 1/4" up to 1/2". Instructions included.	HWSP0004	-	31.00	
C WHIP END DIP For sealing cut ends of rope without heating. 4 fl oz bottle.	ROPE0076	Clear	10.00	
D ELECTRIC ROPE CUTTER Table/wall mount hot blade.	HWR00004	-	167.00	
REPLACEMENT BLADE FOR ROPE CUTTER	HWR00005	-	30.00	



PULLEYS & ACCESSORIES										
HARKEN PULLEYS										
ITEM/DESCRIPTION	ITEM NUMBER	SHEAVE DIA.	LENGTH	WEIGHT	MAX LINE DIA.	SHACKLE PIN DIA.	MAX. WORKING LOAD/LBS	BREAKING LOAD/LBS	PRICE	
A SINGLE PULLEY WITH SHACKLE-146	HWHK0004	1 1/2"	3 1/8"	2 oz	3/8"	3/16"	300	2,000	31.00	
B DOUBLE PULLEY WITH SHACKLE-127	HWHK0001	1 1/2"	3 1/2"	4 1/4 oz	3/8"	1/4"	600	2,000	66.75	
C SINGLE PULLEY FLUSH MOUNT-132	HWHK0002	1 1/2"	3 1/2"	2 oz	3/8"	-	300	2,000	33.45	
D SINGLE PULLEY UPRIGHT MOUNT-220	HWHK0007	1 1/2"	2 1/4"	2 1/2 oz	3/8"	-	300	2,000	37.05	
E DOUBLE PULLEY UPRIGHT MOUNT-223	HWHK0008	1 1/2"	2 1/4"	3 1/4 oz	3/8"	-	600	2,000	65.75	
KONG PULLEYS										
ITEM/DESCRIPTION	ITEM NUMBER	SHEAVE DIA.	LENGTH	WEIGHT	MAX LINE DIA.	WORKING LOAD	PRICE			
F SINGLE EXTRA ROLL PULLEY FOR 5/8" ROPE - KONG 820	HWK00001	2 3/8" (60 mm)	4 3/8" (111 mm)	9.2 oz (260 g)	5/8" (16 mm)	15 kN x 2 = 30 kN	45.84			
G SINGLE HEAVY DUTY ROLL PULLEY BLACK FOR 3/4" ROPE - KONG 819	HWK00002	2 3/4" (70 mm)	6 1/2" (165 mm)	9.6 oz (270 g)	3/4" (20 mm)	25 kN x 2 = 50 kN	72.60			
BLUE WATER PULLEYS										
ITEM/DESCRIPTION	ITEM NUMBER	SHEAVE DIA.	LENGTH	WEIGHT	MAX LINE DIA.	WORKING LOAD	PRICE			
H BLUEWATER SINGLE PULLEY NYLON SHEAVE	HWBW0003	1.2"	2.875"	1.75 oz (50 g)	5/16" (8 mm)	12 kN x 2 = 24 kN	16.50			
I BLUEWATER DOUBLE PULLEY NYLON SHEAVES	HWBW0002	1.2"	2.875"	2.82 oz (80 g)	5/16" (8 mm)	12 kN x 2 = 24 kN	21.00			
J BLUEWATER DOUBLE PULLEY WITH BECKET NYLON SHEAVES	HWBW0001	1.2"	3.580"	3.00 oz (85 g)	5/16" (8 mm)	12 kN x 2 = 24 kN	22.00			


KN (kilo newton) is a measure of force. 1 kN of gravity is exerted on an object that weighs 224.8 pounds. So, 1 kN = 224.8 pounds.



HARKEN CAM CLEATS											
ITEM/DESCRIPTION	ITEM NUMBER	SHEAVE DIA.	LENGTH	WEIGHT	MAX LINE DIA.	MAX. WORKING LOAD/LBS	BREAKING LOAD/LBS	PRICE			
A PIVOTING EXIT BLOCK WITH CAM CLEAT - 141	HWHK0003	1 1/2"	3 1/8"	7 oz	3/8"	200	2,000	99.50			
ITEM/DESCRIPTION	ITEM NUMBER	HEIGHT	LENGTH	WIDTH	WEIGHT	MIN-MAX LINE DIA.	FASTENER SPACING	MAX. WORKING LOAD/LBS	BREAKING LOAD/LBS	PRICE	
B CAM-MATIC CAM CLEAT WITH FLAIRLEAD-150/425B	HWHK0010	1 3/16"	2 9/16"	1 1/4"	2 1/2 oz	1/8" - 1/2"	1 1/2"	300 lbs	750	42.65	

EVERYTHING
YOU NEED
IN PRODUCTION HARDWARE...
IN STOCK


Casters
Shop & Stage Supplies
DMX Winches
Curtain Track
Stage Effects Equipment
Stretcher Frame
Rigging & Fly Hardware
Personal Protective Equipment
Pipe & Tube Hardware
Index & Ordering Info



MULE BLOCKS & PULLEYS

ITEM/DESCRIPTION	ITEM NUMBER	PRICE	
A MULE BLOCKS For light-duty use only. Often used with Austrian Curtains. For 1/4" rope. (Cannot be used with wire rope.)	TRMB0001	24.38	
B	TRMB0002	46.68	
C PULLEYS Used to prevent rope from binding on obstructions. For 1/4" rope. (Cannot be used with wire rope.)	TRLP0001	48.75	
D	TRSL0001	89.43	
E	TRSL0002	89.43	
ITEM/DESCRIPTION	ITEM NUMBER	SIZE	PRICE
F H&H SPECIALITIES PULLEYS J-Bolt and mounting clip included for upright grid use. Other sizes and configurations are available, please contact Rose Brand for more information. Wire Rope pulleys and idlers also available.	HWSP0002	8" Upright Spotting Wheel with 5/8" groove	204.00
	HWSP0003	8" Upright Spotting Wheel with 3/4" groove	204.00
	HWHE0001	8" Upright 3 Line Head Block with 5/8" groove	476.00
	HWHE0002	8" Upright 3 Line Head Block with 3/4" groove	476.00

JR Clancy equipment is also available.




SHEAVE BLOCKS

ITEM NUMBER	TYPE	WHEEL	DIAMETER	WLL/LBS	PRICE
A	Flat Mount	Single	3/16"	600	7.55
	Flat Mount	Double	3/16"	600	14.35
	Flat Mount	Single	1/4"	800	14.05
	Flat Mount	Double	1/4"	800	28.17
B	Fixed Eye	Single	3/16"	600	9.55
	Fixed Eye	Double	3/16"	600	17.50
	Fixed Eye	Single	1/4"	800	16.00
	Fixed Eye	Double	1/4"	800	30.15
C	Swivel Eye	Single	3/16"	600	11.75
	Swivel Eye	Double	3/16"	600	19.85
	Swivel Eye	Single	1/4"	800	20.00
	Swivel Eye	Double	1/4"	800	30.00



MULTILINE AUSTRIAN RIGGING BLOCK

ITEM/DESCRIPTION	ITEM NUMBER	CAPACITY	PRICE
A MULTI-LINE AUSTRIAN RIGGING BLOCK All black multi-line bobbin pulley simplifies lightweight rigging. Each block can guide up to (6) 1/4" lines. Eliminates the expense of needing multiple sheaves at each lift line. Quickly and securely mounts to pipe using a slim coupler.	HWPU0001	200 lb	85.00



ADJUSTABLE BEAM CLAMPS

ITEM/DESCRIPTION	ITEM NUMBER	SIZE	WLL/LBS	PRICE	
BEAM CLAMPS For attaching to I-Beams. Additional sizes and capacities available.	A	TRBC0002	3/8" thick, 3"- 6" wide beam	300	32.17
	B	TRBC0003	3/8" thick, 8"-12" wide beam	300	43.85
	C	TRBC0001	3/8" thick, 3"- 9" wide beam	2,000	43.00
	D	TRBC0004	3/8" thick, 4"- 8" wide beam	350	26.00
	D	TRBC0005	3/4" thick, 4"- 9" wide beam	350	26.00
THE LIGHT SOURCE™ BEAM CLAMPS Adjustable Aluminum beam clamps for larger beams. Sliding jaws lock into position after adjustment. 1.5" attachment hole. 3 Ton WLL.	E	HWME0019	1" thick, 2"- 8" wide beam	6,000	205.00
	E	HWME0017	1" thick, 2 1/2"- 10" wide beam	6,000	243.00
	E	HWME0018	1" thick, 3"- 16" wide beam	6,000	297.00



OZ BEAM CLAMPS

ITEM/DESCRIPTION	ITEM NUMBER	SIZE	WLL/LBS	PRICE	
OZ BEAM CLAMPS The Oz Lifting Products Beam Clamp is 100% Made in the USA, from raw steel to final packaging. It features a fully welded box construction. These beam clamps use no press fit pins. Oz Lifting Products welds the support plates as well as the main load pin to the heavy duty side plates. This provides for exceptional rigidity and strength. Also, Oz Lifting Products uses of industrial zinc plating for increased durability. Features: Robust all-steel fully-welded construction Super-quick adjustment to most I-Beams Zinc plated for durable surface protection Oz Beam Clamps meet or exceed ASME standards For use with manual or powered hoists	A	HWBC0001	1 ton beam clamp fits 3"- 9" beam	2,000	158.50
	A	HWBC0002	2 ton beam clamp fits 3"- 9" beam	4,000	179.96
	A	HWBC0003	3 ton beam clamp fits 3 1/2"- 13" beam	6,000	249.82

Casters
Shop & Stage Supplies
DMX Winches
Curtain Track
Stage Effects Equipment
Stretcher Frame
Rigging & Fly Hardware
Personal Protective Equipment
Pipe & Tube Hardware
Index & Ordering Info



SANDBAGS				
ITEM/DESCRIPTION	ITEM NUMBER	COLOR	SIZE	PRICE
A ROSCO™ THEATRICAL SANDBAGS Unfilled. Constructed from canvas, reinforced with a nylon sling and equipped with a metal hook with safety catch. All materials rated for the listed weight of dry sand.	HWBG0006	White	10 lbs	37.50
	HWBG0011	White	25 lbs	41.00
	HWBG0015	White	50 lbs	54.00
	HWBG0016	White	75 lbs	71.00
	HWBG0005	White	100 lbs	77.25
	HWBG0007	White	150 lbs	80.50
B BLACK THEATRICAL SANGBAGS Unfilled. 1000 Denier Cordura. Made in USA. Zinc plated steel hook WWL 750 lbs.	HWBG0010	White	200 lbs	96.00
	HWBG0024	Black	10 lbs	29.45
	HWBG0025	Black	25 lbs	33.75
	HWBG0026	Black	50 lbs	41.85
C GRAVITY POINT Multipurpose cordura bag filled with lead shot. Used for setting rigging points and on lift lines in contour curtains.	HWBG0027	Black	100 lbs	57.90
	HWBG0028	Black	150 lbs	65.10
	HWBG0002	Black	3" x 4", 1 lb	13.55
	HWBG0003	Black	4 1/2" x 5", 3 lbs	18.10
D SAUSAGE WEIGHT BAG	HWBG0004	Black	5" x 5 1/2", 5 lbs	26.00
	HWBG0030	Black	3" W x 5" L x 9" H, 10 lb.	63.45
	HWBG0029	Black	2" dia. x 14" L, 5 lb.	24.15
ITEM/DESCRIPTION			SIZE	PRICE
E FILM & VIDEO FILLED SANDBAG Constructed from Cordura, equipped with two carry handles. Other sizes and styles available by special order.			15 lbs	41.00
			25 lbs	49.00
F FILLED STEEL SHOT BAG Film and video style. Constructed from Cordura, equipped with two carry handles. The two-sectioned saddle bag has the steel shot inside plastic bags for extra protection. Other sizes and styles available by special order.			15 lbs	61.00
			25 lbs	85.00
G FILM & VIDEO SANDBAG UNFILLED Used on boom stands and stage braces, where the flexible bag can mold around the brace or boom to provide stability. Must be sewn shut.			Unfilled 15 lbs	24.00
			Unfilled 25 lbs	40.00
H FILM & VIDEO SANDBAG UNFILLED Refillable with hook and loop closures.			Unfilled 10 lbs	26.25
			Unfilled 25 lbs	41.00
			Unfilled 50 lbs	57.75
I BASE SAND BAG UNFILLED Fits 18" x 18" base or smaller. "D" ring can be used as an anchor point. Can also be used as a saddlebag. Hook and loop closures on 2 sides.			Unfilled 35 lbs	46.00

APPLE BOXES

Apple boxes are commonly used in the entertainment industry to block up equipment, props and scenery, and even people. Their light weight, strong construction and standard industry sizes make Rose Brand apple boxes a highly useful tool in any production, shop, photo and film studios.

Our apple boxes are made in the USA with quality maple ply.

	Size	Price
HWAPO001	Full 8" x 12" x 20"	35.00
HWAPO002	Half 4" x 12" x 20"	33.00



HOT GLUE GUN & GLUE STICKS

The Fasten Master HB220 is a professional grade glue gun designed for all day use. It combines an adjustable high temperature range with a powerful 220 watt heating element that keeps up with heavy all day usage.

- Professional glue gun system
- Reaches maximum temperature in 5 minutes or less
- Adjustable High Temperature 285°F – 428°F (140°C – 220°C)
- Powerful 220 Watt heating element designed for fast, continuous use
- Proprietary Drip-Free Nozzle
- Adjustable trigger maximizes output and reduces fatigue
- Includes hard storage case

GLUE STICKS

HM612

A very high bond acrylic Hot melt adhesive suitable for use in dual temperature glue guns. Glue sticks are 1/2" x 10", clear in color and feature instant tack and fast (5min) cure time. It bonds to a variety of metals, concrete, carpet tack strips, Hardie board, plastics, EPDM rubber, foils, and other unique substrates.

HM735

High strength adhesive with long open time and good delivery rate. Amber in color, it provides good adhesion to metals, plastics, ceramics, coated papers and other non-porous substrates. Exhibits good resistance to shock at both low and ambient temperatures.

HM725

A clear hot melt glue stick designed for dual-temperature glue guns. General purpose adhesive with long open time and good delivery rate. In high temperature offers good adhesion to most plastics and woods. In low temperature offers good adhesion to heat sensitive substrates like styrofoam, paper, fabric and ribbons.


GLUE GUN			
ITEM/DESCRIPTION	ITEM NUMBER	SIZE	PRICE
D FASTEN MASTER HB220 HOT GLUE GUN WITH ADJUSTABLE TEMPERATURE	GLUE0010	Each	120.10
HM612 GLUE STICKS Very High Bond acrylic hot melt glue stick - clear - 1/2" x 10"	GLUE0011	Pack of 18	12.50
HM735 GLUE STICKS High Strength hot melt glue stick - amber - 1/2" x 10"	GLUE0012	Pack of 18	8.75
HM725 GLUE STICKS General Purpose hot melt glue sticks - clear - 1/2" x 10"	GLUE0013	Pack of 18	7.75

**EVERYTHING
YOU NEED
IN PRODUCTION HARDWARE...
IN STOCK**

Casters
Shop & Stage Supplies
DMX Winches
Curtain Track
Stage Effects Equipment
Stretcher Frame
Rigging & Fly Hardware
Personal Protective Equipment
Pipe & Tube Hardware
Index & Ordering Info


THE BACKBONE MATERIALS USED IN RIGGING AND FABRICATION ARE PIPE, TRUSS, STRUT, AND TUBING. ROSE BRAND CARRIES STOCK OF THESE BASIC MATERIALS, AS WELL AS THE ACCESSORIES, CONNECTORS, AND SPECIALIZED TOOLS NEEDED TO SPEED UP AND SIMPLIFY YOUR CONSTRUCTION PROJECT.

CONSIDER USING STRUT CHANNEL TO MAKE YOUR BUILD MORE ADAPTABLE TO CHANGES. ROSE BRAND CARRIES SOLID BACK, SLOTTED AND DOUBLE CHANNEL STRUT IN PLAIN STEEL FOR RELIABLE WELDED CONSTRUCTIONS.




HALF COUPLERS					
ITEM	ITEM/DESCRIPTION	ITEM NUMBER	SIZE	STYLE	PRICE
A	THE LIGHT SOURCE™ MEGA-COUPLER Includes grade 8 bolt for suspending loads. VWLL 1100 lbs.	HWME0005	1.66" - 2" O.D.	Aluminum	21.00
		HWME0006	1.66" - 2" O.D.	Black	23.94
B	THE LIGHT SOURCE™ MEGA-COUPLER WITH EYE The Mega Coupler with a Forged Eye Nut is great for suspending loads from truss. VWLL 1,100 lbs.	HWME0007	1.66" - 2" O.D.	Aluminum	36.00
		HWME0008	1.66" - 2" O.D.	Black	39.50
C	THE LIGHT SOURCE™ MEGA SLIM COUPLER WITH 3/8" X 1" HEX CAP SCREW	HWME0037	1.66" - 2" O.D.	Black	17.05
		HWME0038	1.66" - 2" O.D.	Aluminum	15.25
D	THE LIGHT SOURCE™ MINI COUPLER WITH 3/8" X 3/4" GRADE 5 BOLT, BELLEVILLE WASHER, AND NYLOC NUT	HWM10006	1.66" - 2" O.D.	Black	16.85
		HWM10007	1.66" - 2" O.D.	Aluminum	16.85

VWLL = Vertical Working Load Limit



SQUARE TUBE CLAMPS					
ITEM	ITEM/DESCRIPTION	ITEM NUMBER	SIZE	STYLE	PRICE
A	THE LIGHT SOURCE™ MEGA-SQUARE 2" HALF COUPLER Fits 2" square tubing. VWLL 1,200 lbs.	HWC00003	2" square tube	Aluminum	32.00
B	THE LIGHT SOURCE™ MEGA-SQUARE 2" SWIVEL COUPLER Connects two 2" square tubes together at any angle. VWLL 1,200 lbs.	HWC00008	2" square tube	Aluminum	65.50
C	THE LIGHT SOURCE™ MEGA-SQUARE 2" 90 DEGREE COUPLER Connects two 2" square tubes together at a 90 deg. angle. VWLL 1,200 lbs.	HWC00006	2" square tube	Aluminum	65.50
D	THE LIGHT SOURCE™ MEGA-SQUARE 2" PARALLEL COUPLER Connects two 2" square tubes parallel to each other. VWLL 1,200 lbs.	HWC00007	2" square tube	Aluminum	65.50

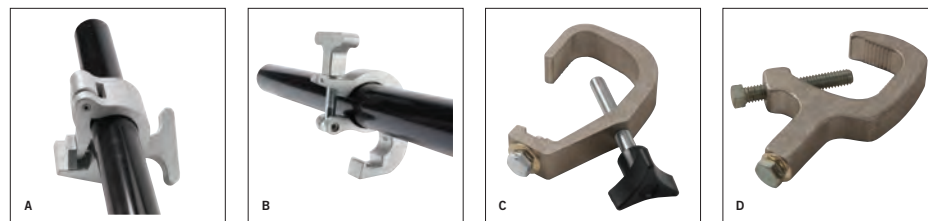
VWLL = Vertical Working Load Limit



PIPE CLAMPS					
ITEM	ITEM/DESCRIPTION	ITEM NUMBER	SIZE	STYLE	PRICE
A	GRIDLOCK CLAMP A fast easy way to construct a pipe grid. Used at pipe intersections so that pipes can be installed wall-to-wall without cutting. Grade 5 bolts and locknuts included.	HWCL0006	1 1/4" Sch. 40 Pipe	Fixed	15.00
		HWCL0007	1 1/2" Sch. 40 Pipe	Fixed	15.00
B	ROTA PIPE LOCK Pipe clamp to join two pieces at a fixed right angle.	HWR00001	1 1/4" Sch. 40 Pipe	Fixed	21.00
		HWR00002	1 1/2" Sch. 40 Pipe	Fixed	23.75
C	CHEESEBOROUGH Our one-piece fixed and swivel clamps will accommodate either a 1 1/4" or 1 1/2" pipe.	HWCH0008	1 1/4" or 1 1/2" Sch. 40 Pipe	Fixed	17.25
		HWCH0009	1 1/4" or 1 1/2" Sch. 40 Pipe	Swivel	21.00
D	THE LIGHT SOURCE™ SWIVEL COUPLER Connects two pipes together at any angle. VWLL 1,100 lbs.	HWCO0009	1.66" - 2" O.D.	Aluminum	43.85
		HWCO0010	1.66" - 2" O.D.	Black	45.00
E	THE LIGHT SOURCE™ 90 DEGREE COUPLER Connects two pipes together at a fixed 90 degree angle. VWLL 1,100 lbs.	HWCO0001	1.66" - 2" O.D.	Aluminum	43.55
		HWCO0002	1.66" - 2" O.D.	Black	45.00

VWLL = Vertical Working Load Limit


EVERYTHING
YOU NEED
IN PRODUCTION HARDWARE...
IN STOCK



HANGING CLAMPS


ITEM	ITEM/DESCRIPTION	ITEM NUMBER	SIZE	STYLE	PRICE
A	THE LIGHT SOURCE™ MEGA-CLAW For one handed hanging of equipment to pipe or truss. VWLL 1,100 lbs.	HWME0003	1.66" - 2" O.D.	Aluminum	26.30
		HWME0004	1.66" - 2" O.D.	Black	30.65
B	THE LIGHT SOURCE™ TC CLAMP For one handed hanging of equipment to pipe or truss. VWLL 450 lbs.	HWTC0001	1.66" - 2" O.D.	Aluminum	43.55
		HWTC0002	1.66" - 2" O.D.	Black	45.00
C	THE LIGHT SOURCE™ MINI-CLAMP For hanging small fixtures or track onto small pipe. VWLL 150 lbs.	HWMIO001	.675" - 2" O.D.	Aluminum	7.55
		HWMIO002	.675" - 2" O.D.	Black	7.55
D	THE LIGHT SOURCE™ MICRO-CLAMP For hanging small fixtures or track onto small pipe. VWLL 125 lbs.	HWMIO004	.675" - 1.315" O.D.	Aluminum	7.80
		HWMIO005	.675" - 1.315" O.D.	Black	7.80
E	QUICK RELEASE MOUNTING BLOCK (SHOWN OPEN AND CLOSED) This two part assembly includes a primary block which can be attached to a main support such as pipe or header and a secondary sled which is affixed to a light fixture or scenic element. The sled slides securely into the main block giving a solid, tool free connection between the object and mounting block.	HWMB0001	2 ¼" x 2 ½" x 1"	Aluminum	55.00

VWLL = Vertical Working Load Limit



RAIL & FRAMING FITTINGS


ITEM/DESCRIPTION	FOR 1 ½" SCH. 40 PIPE		FOR 1 ½" SCH. 40 PIPE	
	ITEM NUMBER	PRICE	ITEM NUMBER	PRICE
A PTC02 TEE CONNECTOR - 2 POINT	HWCL0015	9.65	HWCL0016	12.20
B PTC04 TEE CONNECTOR - 3 POINT	HWCL0017	17.05	HWCL0018	19.10
C PTC06 90 DEGREE CONNECTOR	HWCL0019	13.55	HWCL0020	16.00
D PTC08 INLINE CONNECTOR	HWCL0021	10.50	HWCL0022	13.50
E PTC10 ROUND FLANGE	HWCL0023	10.45	HWCL0024	15.00
F PTC12 INLINE FLANGE	HWCL0025	15.05	HWCL0026	21.00
G PTC15 SIDE MOUNT FLANGE	HWCL0027	21.40	HWCL0028	25.00
H PTC20 3 WAY CONNECTOR	HWCL0031	13.55	HWCL0032	17.20



THE LIGHT SOURCE™ ACCESSORIES

ITEM/DESCRIPTION	ITEM NUMBER	SIZE	STYLE	PRICE
A THE LIGHT SOURCE™ MEGA-CABLE CARRIER Converts a pipe clamp into a cable trough above a pipe. ½" mounting hole for bolting to clamp. (Clamp not included.) VWLL 100 lbs.	HWME0001	2"W x 5"L x 2¼"H	Aluminum	7.50
	HWME0002	2"W x 5"L x 2¼"H	Black	7.50
B THE LIGHT SOURCE™ MEGA-COUPLER PIPE ADAPTER Adapts a 1 ½" threaded Sch. 40 pipe to a Mega-Clamp to create a tail-down. VWLL 1100 lbs.	HWCO0004	for 1 ½" Sch. 40 Pipe	Aluminum	24.30
	HWCO0005	for 1 ½" Sch. 40 Pipe	Black	25.75
C THE LIGHT SOURCE™ PLASMA UNIVERSAL MOUNT Supports a plasma or LCD screen on a batten, 12" or 20.5" truss. Sold per pair. Each pair comes with 2 Mega-Couplers and are drilled for the 50, 100, 150, 200, 300, 400, 660 mm VESA standards. The 8mm or 10mm bolts to attach the screen to the bars are not included.	HWPL0001	1' x 1' x 28" each	Aluminum	156.00
D THE LIGHT SOURCE™ MEGA-HANDLE SQUARE Stays on the bolt of a standard pipe clamp to allow hanging without a wrench. Reduces over-tightening. Pipe clamp not included.	HWME0027	N.A.	Aluminum	3.50

VWLL = Vertical Working Load Limit



BATTEN PIPE HARDWARE

ITEM/DESCRIPTION	ITEM NUMBER	SIZE	PRICE
A TOP BATTEN PIPE Drilled for sleeves.	HWBA0006	10' of 1 ½" Sch. 40 Pipe	120.00
	HWBA0007	20' of 1 ½" Sch. 40 Pipe	240.00
B TOP BATTEN PIPE SLEEVES With bolts.	HWBA0008	for 1 ½" Sch. 40 Pipe	45.00
C BATTEN CLAMP AKA Pipe Clamp. Supplied with ¾" x 1" hex bolts with lock nuts and a ⅝" hole for attachment of cable, chain or other fittings. RWL 750 lbs.	HWCL0005	for 1 ½" Sch. 40 Pipe	13.95
D THE LIGHT SOURCE™ MEGA QUICK PIPE SPLICE Seamlessly connect two pieces of horizontal pipe for temporary installations. Available with black or aluminum finish. Requires ¼" hex key. Safe horizontal working load is 600 lbs.	HWME0013	for 1 ½" Sch. 40 or 80 Pipe Aluminum	14.00
	HWME0016	for 1 ½" Sch. 40 or 80 Pipe Black	14.00
E EXPANDING BATTEN SPLICE Easy installation. Drill two ½" holes, insert splice and tighten hex bolts to expand. Designed for use in load-bearing situations.	HWSP0001	for 1 ½" Sch. 40 Pipe	45.00
F BATTEN CAP 4" long. Has location for labeling line set number and capacity.	HWBA0001	for 1 ½" Sch. 40 Pipe	1.70
G BOTTOM PIPE With internal sleeve.	HWBA0009	10' lengths of Sch. 40 Pipe	60.00
H SPRING CLOSE BATTEN CLAMP FOR 2" OD PIPE (SHOWN OPEN AND CLOSED) An innovative clamp design provides a secure tool-free batten connection. Intended for vertical loads only, the spring loaded jaws close around pipe and tube up to 2in OD and the shackle pin prevents accidental opening under load. 3-Ply aluminum construction provides a WLL of 750lbs at 6:1 safety factor.	HWCL0044	For ½" Sch. 40 Pipe	165.00

Custom curved top and bottom pipe available. Call for quote.

RATCHETING PODGERS


Use for truss assembly, cheeseboroughs (scaffold clamps), and general bolt connections. Drift pin (pointed end) on one end, ratchet hollow socket sizes on the other.

Use 19mm (¾") for all ½" hardware, 24mm (1 ⅝") for truss bolts and 22mm (⅞") for cheeseboroughs.

Outfitted with attachment hole or slot for lanyard attachment to keep this tool close by.

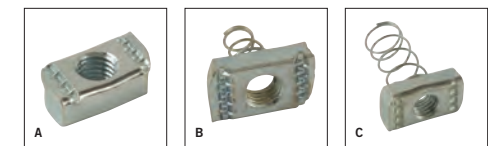


RATCHETING PODGERS				
ITEM/DESCRIPTION	ITEM NUMBER	SIZE	PRICE	
A STANDARD HOLLOW SOCKET PODGER	HWPO0001	19mm (¾") and 22mm (⅞")	44.00	
B STANDARD HOLLOW SOCKET PODGER	HWPO0002	22mm (⅞") and 24mm (1 ⅝")	49.00	
C DEEP WELL HOLLOW SOCKET PODGER	HWPO0003	19mm (¾") and 24mm (1 ⅝")	54.00	
D FOUR WAY HOLLOW SOCKET PODGER	HWPO0004	19mm (¾") and 24mm (1 ⅝") 22mm (⅞") and 27mm (1 ⅜")	59.00	
E LANYARD	HWTO0002	Retracted length 20"	12.00	



10' lengths available
See RoseBrand.com

STRUT CHANNEL							
ITEM/DESCRIPTION	ITEM NUMBER	TYPE	FINISH	HEIGHT	WIDTH	LENGTH	PRICE
A SOLID BACK ALUMINUM CHANNEL	STRU0022	VA-1	Mill	1 ⅝"	1 ⅝"	10'	34.10
B SOLID BACK 12 GAUGE STEEL CHANNEL	STRU0054	VA-1	Plain Steel	1 ⅝"	1 ⅝"	20'	43.00
	STRU0024	VA-1	Galvanized	1 ⅝"	1 ⅝"	20'	45.80
C SLOTTED BACK 12 GAUGE STEEL CHANNEL	STRU0056	VA-1	Plain Steel	1 ⅝"	1 ⅝"	20'	44.37
	STRU0057	VA-1	Plain Steel	1 ⅝"	1 ⅝"	1'	4.19
D DOUBLE SOLID BACK 12 GAUGE STEEL CHANNEL	STRU0021	VA-1	Galvanized	1 ⅝"	1 ⅝"	20'	47.50
	STRU0019	VA-1201	Galvanized	3 ¼"	1 ⅝"	10'	65.65
E DOUBLE SLOTTED BACK 12 GAUGE STEEL CHANNEL	STRU0017	VA-1201	Galvanized	3 ¼"	1 ⅝"	20'	131.30
	STRU0016	VA-1201	Galvanized	3 ¼"	1 ⅝"	10'	70.00
F SHORT SOLID BACK 14 GAUGE STEEL CHANNEL	STRU0018	VA-1201	Galvanized	3 ¼"	1 ⅝"	20'	140.00
	STRU0027	VA-4	Galvanized	1 ⅝"	1 ⅝"	10'	16.40
G SHORT SLOTTED BACK 14 GAUGE STEEL CHANNEL	STRU0028	VA-4	Galvanized	1 ⅝"	1 ⅝"	20'	26.80
	STRU0025	VA-4	Galvanized	1 ⅝"	1 ⅝"	10'	15.65
	STRU0026	VA-4	Galvanized	1 ⅝"	1 ⅝"	20'	31.30



STRUT NUTS							
ITEM/DESCRIPTION	FINISH	¼" THREAD		⅜" THREAD		½" THREAD	
		ITEM NUMBER	PRICE EACH	ITEM NUMBER	PRICE EACH	ITEM NUMBER	PRICE EACH
A STRUT NUTS	Galvanized	STRU0036	1.50	STRU0037	1.25	STRU0038	1.50
B STRUT NUTS WITH SHORT SPRING	Galvanized	STRU0042	1.50	STRU0043	1.30	STRU0044	1.50
C STRUT NUTS WITH STANDARD SPRING	Galvanized	STRU0039	1.50	STRU0040	1.30	STRU0041	1.50

ABOUT STRUT NUTS

Material: Versabar lateral locking channel nuts are cold pressed, tapped, and cyanide hardened. Their teeth provide a positive "biting" action into the turned edges of Versabar channel selections. The nut bodies are designed with beveled ends which lock into position by contact with the interior side walls of the channel when turned 90°. Standard carbon steel channel nuts conform to ASTM #A576 GR 1015.

Finishes: Standard finish on carbon steel nuts is Electro-Galvanized conforming to ASTM B633 Type III SC1.

Dimensions: All dimensions provided are in inches.

Threads: Unless noted otherwise, fasteners and channel nuts shown in this section are U.S. Coarse thread.

Torque: Fastener diameter dictates desired torque.

¼" - 20	6 ft/lbs.
⅜" - 16	19 ft/lbs.
½" - 13	50 ft/lbs.

DESIGN LOADING - "SLIP RESISTANCE" LOADING FOR CHANNEL NUTS			
FOR 1 ⅝" (41.3) DEEP CHANNELS		FOR 1 ⅜" (20.6) DEEP CHANNELS	
CHANNEL GAUGE & NO.	Ex: VSN-1050 or VN-1050	Channel Gauge & No.	Ex: VSN-4050 or VN-4050
12 (VA-1)	1500 LB	12 (VA-13)	1300 LB

LOAD BEARING DATA FOR CHANNEL NUTS			
DESIGN LOADING - "PULL-OUT" LOADING FOR CHANNEL NUTS		FOR 1 ⅝" (41.3) DEEP CHANNELS	
CHANNEL GAUGE & NO.	Ex: VSN-1050 or VN-1050	Channel Gauge & No.	Ex: VSN-4050 or VN-4050
12 (VA-1)	2000 LB	12 (VA-13)	1400 LB

NOTE: Design Loading figures provided on this page require a minimum ¼" (6.35mm) thick fitting mounted on the slot surface. Refer to footnote (A) below.

NOTE: Design Loading figures provided on this page require a minimum ¼" (6.35mm) thick fitting mounted on the slot surface. Refer to footnote (A) below.

NOTE: Data compiled by independent testing services, records on file.

- Load bearing data is valid only if correct bolt torque is applied.
- Load bearing data is valid only if correct channel and nut combinations are used.
- Do not apply load to nuts without a ¼" (6.3mm) thick fitting, or bracket, properly mounted on the channel slot surface. Verify load rating of rods (and/or) bolts independently.**
- S.F. = 3

(A) WARNING: All load bearing data is contingent upon basic assembly techniques as outlined below.

2012 COPYRIGHT VERSABAR CORPORATION

ASSEMBLY TECHNIQUES, SAFE DESIGN AND ECONOMY

Since its inception over seventy years ago, bolted metal framing has evolved into a highly complex structural system with diverse applications for all construction trades, plant maintenance, materials handling, and other purposes. **The original structural concept, illustrated and described below is still the basis of safe assembly with reliance on published loading data.**

- Framing fittings, or other devices to create the same effect, are mounted on the slot surface of the channel.
- A rectangular, serrated, hardened nut with binding teeth is inserted into the channel slot, and turned 90 degrees to lock into position.
- The fitting is bound in a vise-like grip when the interior nut is tightened with an acceptable grade fastener at the torque value corresponding to its thread diameter.
- Such connections reinforce the channel shape at load connection points and guarantee the validity of load, pull-out, and slip resistance ratings provided herein.

Note: Methods in use which promulgate the assembly of framing fittings, by bolting connectors through holes perforated in the back and sides of channels, compromise the strength of said structures in varying degrees.

Throughout the catalog many illustrations show ½"-13 diameter hardware being used on fittings, brackets, clamps, etc. Since most accessory devices are perforated with ⅝" holes, it is recommended that ½"-13 diameter fasteners be used. Channel nuts are also available in other U.S. coarse thread sizes. Additionally, metric size thread diameters can be supplied on special order.


Casters
Shop & Stage Supplies
DMX Winches
Curtain Track
Stage Effects Equipment
Stretcher Frame
Rigging & Fly Hardware
Personal Protective Equipment
Pipe & Tube Hardware
Index & Ordering Info



STRUT CHANNEL FASTENERS

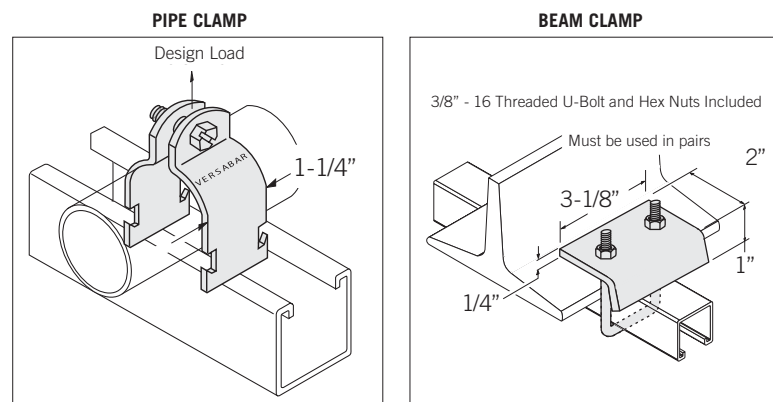

SWIVEL EYELETS

ITEM/DESCRIPTION	FINISH	THREAD SIZE 3/8" - 16		THREAD SIZE 1/2" - 13	
		ITEM NUMBER	PRICE	ITEM NUMBER	PRICE
A SWIVEL EYELET	Zinc	STRU0049	8.45	STRU0045	8.45



STRUT CHANNEL FRAMING FITTINGS

ITEM/DESCRIPTION	ITEM NUMBER	FINISH	HEIGHT	WIDTH	LENGTH	HOLE DIA	PRICE
A RIGHT ANGLE BRACKET SMALL	STRU0033	Zinc	1 7/8"	1 5/8"	2"	9/16"	1.18
B RIGHT ANGLE BRACKET - UNEVEN LEGS	STRU0034	Zinc	1 7/8"	1 5/8"	3"	9/16"	3.50
C RIGHT ANGLE BRACKET LARGE	STRU0035	Zinc	3 3/4"	1 5/8"	3 7/8"	9/16"	2.70



STRUT CLAMPS

STRUT PIPE CLAMPS

ITEM/DESCRIPTION	ITEM NUMBER	ACTUAL PIPE O.D. IN	MATERIAL THICKNESS	LOAD RATING (LBS)	PRICE
A RIGID PIPE CLAMP FOR 1 1/4" PIPE - Fits all 1 5/8" channel	STRU0050	1.660"	14 ga.	600	1.76
B RIGID PIPE CLAMP FOR 1 1/2" PIPE - Fits all 1 5/8" channel	STRU0051	1.900"	12 ga.	800	1.87

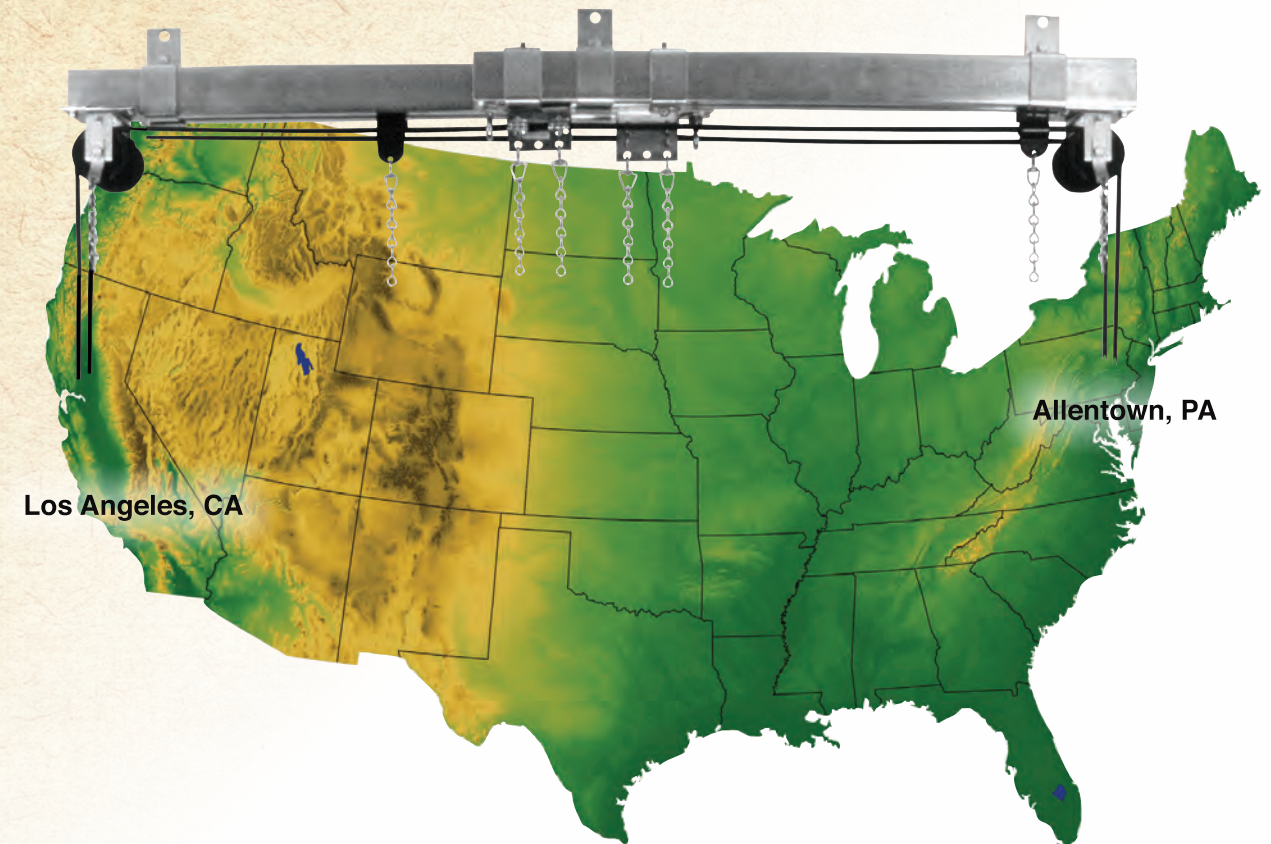
STRUT BEAM CLAMPS

ITEM/DESCRIPTION	ITEM NUMBER	FITS CHANNEL DEPTH	LOAD RATING (LBS)	PRICE
C SHORT BEAM CLAMP - Fits all 1 5/8" channel 3/8" - 16 Threaded U-Bolt and Hex Nuts included	STRU0052	Up to: 1 5/8"	1000 (must be used in pairs.) Price per each.	3.16
D LONG BEAM CLAMP - Fits all 1 5/8" channel 3/8" - 16 Threaded U-Bolt and Hex Nuts included	STRU0053	Over: 1 5/8"	1000 (must be used in pairs.) Price per each.	3.70

Theatrical Production News

ADC TRACKS WEST

OPENS NEW L.A. WAREHOUSE



Cheaper and Faster delivery to Western US markets.

It's just the first of many innovations you'll see in the near future from ADC. Their new L.A. facility inventories all of the off-the-shelf ADC products and accessories you've come to expect from the industry leader, such as 20 ft black track & components. Just like their East Coast facility. And it's all made in the USA. 🇺🇸

The inside scoop is that the innovations are just getting started. We'll keep you posted in future articles.



TRACK YOUR PROGRESS. AND OURS.

Rose Brand offers CM™ chains hoists and accessories that are custom made to your configurations. Our hoists can be motor up or motor down, with holding capacities ranging from 300 lbs to 3 tons. We can work with single and three phase power, with twistlock or multipin connectors. Weather protection and sound deadening; indoors and outdoors, customization is available to meet your needs.

Ready to Order?
 Call 1-800-223-1624 and ask to speak to a sales representative regarding chain hoists. Ask about Rose Brand's line of CM Chain Hoist Accessories.

HOIST CONTROL SYSTEMS

Rose Brand features Motion Laboratories and CM Controllers. Single to 32-channel systems are available with your choice of power connectors.



CM™ PROSTAR

Great for small venues and other unique rigging applications.

- Holds a capacity of 300 lbs to 1,000 lbs
- Speeds ranging from 8 to 24 feet per minute
- DC electromechanical brake
- Chain stop – Mounted on loadchain. Prevents over-travel
- One piece jam free chain guide
- Low voltage control, 110V for long cable runs without voltage drop. 24 and 48 volt optional.
- H-4 duty rated for heavy duty application



CM™ LODESTAR

The Lodestar can be used in all types of venues and applications.

- Holds a capacity of 1/4 ton to 3 tons
- Speeds ranging from 8 to 60 feet per minute
- AC electromechanical brake
- Low voltage control
- Adjustable Limit Switch – prevents load from over traveling
- 5 Pocket Lift Wheel for improved chain wear and smooth lifting
- Precision helical gearing for quieter operation
- Manufacturer lifetime warranty

Connectors



Motor Control


Multi Channel Control Pendant

Motor Pendant (Pickle)



CM™ PROSTAR								
CAPACITY (LBS)	NO. OF CHAINS	MOTOR (H.P.)	LIFT SPEED (F.P.M.)	WT. LESS CHAIN (LBS)	WT. 1 FT OF CHAIN (LBS)	FULL LOAD AMPS SINGLE-PHASE	FULL LOAD AMPS 3-PHASE	
							415 VOLT OPERATION	220 VOLT OPERATION
300	1	1/4	16	28	0.35	3.6	.6	1.2
300	1	1/4	16	28	0.35	N.A.	.6	1.1
500	1	1/4	16	28	0.35	N.A.	.7	1.2
500	1	1/4	12	28	0.35	4	N.A.	N.A.
600	2	1/4	8	36	0.7	3.6	.6	1.1
1000	2	1/4	8	36	0.7	N.A.	.7	1.2

CM™ LODESTAR									
CAPACITY (TONS)	MODEL	NO. OF CHAINS	MOTOR (H.P.)	LIFT SPEED (F.P.M.)	WT. LESS CHAIN (LBS)	WT. 1 FT OF CHAIN (LBS)	FULL LOAD AMPS SINGLE-PHASE	FULL LOAD AMPS 3-PHASE	
								415 VOLT OPERATION	220 VOLT OPERATION
1/8	AA	1	1/2	60	52	.58	8.0	1.2	1.7
1/4	B	1	1/4	16	52	.58	5.2	1.1	1.8
1/4	C	1	1/2	32	54	.58	8.0	1.2	1.7
1/2	F	1	1/2	16	54	.58	8.0	1.2	1.7
1/2	J	1	1	32	100	.92	13	2.3	3.8
1/2	JJ	1	2	64	100	.92	N.A.	6	11.3
1	L	1	1	16	100	.92	13	2.3	3.8
1	LL	1	2	32	100	.92	N.A.	6	11.3
2	R	2	1	8	102	1.84	13	2.3	3.8
2	RR	2	2	16	102	1.84	N.A.	6	11.3



TRUSS/HOIST ACCESSORIES						
ITEM/DESCRIPTION	12"		18"		20.5"	
	ITEM NUMBER	PRICE	ITEM NUMBER	PRICE	ITEM NUMBER	PRICE
A THE LIGHT SOURCE™ MEGA TRUSS PICK For truss suspension or hanging points from truss.	HWME0032	138.50	HWME0033	204.00	HWME0034	204.00
B THE LIGHT SOURCE™ MEGA TRUSS PICK TR For suspending truss from threaded rod or eye bolts.	HWME0035	98.00	HWME0036	130.00	N.A.	N.A.
C THE LIGHT SOURCE™ PLATE PICK For picking truss at its end or between bolted sections.	HWPL0002	288.00	N.A.	N.A.	N.A.	N.A.
D THE LIGHT SOURCE™ MEGA TRUSS STACKER - 1 WIDE	HWTR0021	6.30	N.A.	N.A.	N.A.	N.A.
THE LIGHT SOURCE™ MEGA TRUSS STACKER - 2 WIDE	HWTR0022	13.00	N.A.	N.A.	HWTR0023	25.50
THE LIGHT SOURCE™ MEGA TRUSS STACKER - 3 WIDE	HWTR0024	25.50	N.A.	N.A.	N.A.	N.A.
THE LIGHT SOURCE™ MEGA TRUSS STACKER - 4 WIDE	HWTR0025	25.50	N.A.	N.A.	N.A.	N.A.
ITEM/DESCRIPTION			ITEM NUMBER			
E THE LIGHT SOURCE™ MEGA TRUSS DOLLY - 12" X 3 OR 20.5" X 2			HWTR0006		268.00	
THE LIGHT SOURCE™ MEGA TRUSS DOLLY - 20.5" X 1			HWTR0007		250.00	
F THE LIGHT SOURCE™ MEGA TRUSS DOLLY E-STRAP (EACH) - 2" X 16'			HWTR0008		28.00	
G CHAIN SLIDER For 1 ton motor (2 interlocking halves per set).			HWCH0010		25.20	
H MTN BOX Hoist and equipment box.			HWBX0001		989.00	

Casters
 Shop & Stage Supplies
 DMX Winches
 Curtain Track
 Stage Effects Equipment
 Stretcher Frame
 Rigging & Fly Hardware
 Personal Protective Equipment
 Pipe & Tube Hardware
 Index & Ordering Info

Product	Page #
A	
ADC Curtain Track	40-47
ADC Logistop	46
ADC Track Wall Bracket	47
Adhesives	89
Adjustable Beam Clamps	87
Aircraft Cable	73
Allen Wrench	27
Aluminum Strut Channel	94-96
Apple Boxes	88
Austrian Drop Manual Rigging	87
B	
Bags, Travel	32
Base Plate Boxes	33
Base Sandbag Unfilled	88
Batten Cap	93
Batten Clamp	93
Batten Pipe Hardware	93
Beam Clamps, Adjustable	87
Beam Clamps, Strut	96
Besteel #170 Track	42-43
Black Locking Caster	17
Black Swivel Caster	17
Blade, Rope Cutter	84
Blankets, Packing	32
Bluewater	35, 79, 85
Bluewater Pulleys	85
Bogus Paper	29
Bongo Ties	31
Bottom Hanging Iron	26
Bottom Pipe	93
Bracket, Wall	47
Brakes	23
Bucket Sling, Liftall	79
Bungee Cord	31
C	
Cable Accessories/Wire Rope	73
Cable Cutters	75
Cable Guide Clips	31
Cable Management	WEB
Cable Ties	29
Cable, Aircraft	73
Cablesafe Safety Hook	WEB
Cam Cleats	85
Canvas Travel/Storage Bags	32
Carabiner	35
Cartmaster Casters	21
Caster Brakes	23
Caster Donuts for Hampers	32
Caster Guide	11
Caster Release Plate	16
Casters	10-22
Casters, Heavy Duty	17-19
Casters, Light Duty	12
Casters, Medium Duty	13-16
Casters, Specialty	20-22
Casters, Stagemaster	19
Ceiling Plate with Ring	26
Center Pivot	29
Center Swivels	29
Chain Hoists	98-99
Chain Slider	99
Chainbeam	55
Chainrail	56
Chaintrack	55
Chalk Bag	35
Cheeseborough	90
Chicago Hardware	76-77
Clamps	31, 90-93

Product	Page #
Class 1 Manila Rope	82
Climb Spec Webbing Runner	79
Clips, Cable Guide	31
Clips, Wire Rope	73
Cloth Spike Tape	34
CM	78, 98
CM Lode Star Chain Motor	98
CM Prostar Chain Motor	98
Coffin Lock	27
Coffin Lock Key	27
Colson Group/Albion Casters	16, 17
Column Lift, DMX	67
Compression Dies	75
Confetti, FR	64
Controllable Rotator	65
Cord, Curtain	83
Corner Casters	21
Counter Weight Bags	88
Couplers	90-91
Covers, Scenery Blanket	32
Crimping Tool, Wire Rope	75
Cup Swivel Caster	22
Curtain Controller, Hudson	WEB
Curtain Track	40-56
Curtain Track Motors	46
Custom Bent Pipe & Track	61
Custom Components	61
Cutter, Wire Rope	75
Cutting Die	75
D	
D Ring and Keeper Plate	26
Daisy Chains	WEB
Darnell-Rose Casters	12-14, 17, 19-22
Deck Chain	78
Deep Tab Panel Lock	27
Descenders	WEB
Design, Specify & Build Services	4-9
DJ Rotator	65
DMX Column Lift	67
DMX Mini Motor	67
DMX Roll Drum	58
DMX Rotator	65
DMX Scenery Rotator	65
DMX Scenery Rotator LX	65
DMX Track Runner	66
DMX Winches	36-39
Dolly, Mega-Truss	99
Dolly, Moving	32
Double Locking Swivel Caster	17
Double Plated Swivels	29
Double Pulley	85
Double Wheel Double Locking	
Swivel Bolt On Caster	14
Double-Ended Gripper	74
Drape Bag	32
Drape Boxes	33
Drapery Motors	46
Draw Curtain Machines, ADC	46
Dual Lock	27
Dual Wheel Casters, 30 Series	13
Durastron	83
E	
E Rail Curtain Track	48-49
Electric Rope Cutter	84
Endura Rope (STS 12)	82
E-Strap	33, 80
Etrier	WEB
EXHD Swivel Ring Low Profile	29
Exhibit Roll Drum	59
Expanding Batten Splice	93

Product	Page #
Eye Bolts	77
F	
Fall Arrest Lanyards	WEB
Fasteners	31
Fenesteeel #260 Track	42
Fiber Rope	82-84
Filled Steel Shot Bag	88
Film & Video Sandbag	88
Flat Screen Bracket	93
Flat Washer	WEB
Flex-I-Trac #132 Track	45
Floor Lock	23
Floor Plate	77
Fluorescent Tape	34
Focus Tools	35
Fork	74
Framing & Rail Fittings	92
Furniture Caster	22
G	
Gaffer's Tape	34
Galvanized Air Craft Cable	73
Glider Rings	74
Gloves	WEB
Glue Gun	89
Gravity Point	88
Grid Kraft Paper	29
Gridlock Clamp	90
Griplock	74
Gripple	80
Grommet Hole Cutter and Setting Die	35
Grommets & Accessories	35
H	
H&H Specialties Pulley	86
Half Coupler	91
Hampers	32
Hanging Hardware	26
Hanging Hook & Socket	26
Hanging Iron	93
Hardware Boxes	33
Harken Pulleys	85
Harnesses	WEB
HD Swivel Hub	29
Headlamps	WEB
Helmets	WEB
Hemp Rope	82
Hex Head Cap Screws- Grade 2	WEB
Hinges	28-29
Hoist Accessories	99
Hoist Control Systems	99
Hoist Ring	77
Holdon	31
Hook	74
Hook & Loop	31
Hook, Hanging	26
Hot Glue Gun	89
Hudson Curtain Controller	WEB
I	
I Beam Clamps	87
Inspection Gauge	75
Interior/Window Curtain Track	40, 45
Iron, Hanging	26
J	
Jake Carabiner	35
Jaw-Eye Turnbuckle	76

Product	Page #
Jaw-Jaw Turnbuckle	76
Jib Clamp	31
Joint Panel Latch	27
K	
Kabuki System	62-63
Keeper Plate	26
Kindorf Strut	94
Kirsch Track	60
KM III	81
Kong Pulleys	85
Kraft Paper	29
L	
Ladder Hook NFPA Carabiner	WEB
Lanyards, Tool	35
Lanyards/Anchors, PPE	WEB
Lazy Susan	29
Leg-A-Matic	25
Lifelines	WEB
Lift Caster, Pneumatic	18
Liftall Slings	79
Lighting Restraint Cable	80
Lightweight Rigging Block	87
Load Out Supplies	32-33
Locking Caster	17
Locking Pin Loose Pin Hinge	28
Lodestar	98
Logistop	46
Long Loose Pin Hinge	28
Loose Pin Butt Hinge with Cotter Pin	28
Loose Pins, Hinges	28
M	
Maillon Rapide, Quicklink	78
Manila Rope, Class 1	82
Mega Quick Pipe Splice	93
Mega Truss Dolly	99
Mega Truss Pick	99
Mega Truss Stacker	99
Mega-Cable Carrier	93
Mega-Claw	92
Mega-Combo Wrench	35
Mega-Coupler Pipe Adapter	93
Mega-Couplers	91
Mega-Handle Square	93
Mega-Square Couplers	91
Mending Plate	26
Micro-Clamp	92
Mini DMX Roll Drum	59
Mini Motor, DMX	67
Mini Swivel Caster	12
Mini Triple Swivel Caster	18
Mini-Clamp	92
Mirror Ball Rotator	65
Mongo-Wrench	35
Motors, Curtain Track	46
Mounting Bracket	47
MTN Road Box	99
Mule Blocks	86
Multi-Line Austrian Rigging Block	87
Multiline II	82
Multi-Purpose Fasteners	31
N	
Neoprene Rubber Casters	12-13, 21
New England Ropes	81-82, 84
NFG Tape	32
Nicopress	74-75
Nicopress Wire Rope Cutter	75

Product	Page #
Ninety Degree Coupler	90
No Spin Square Plate Washer	WEB
Nolock Swivel Caster	17
Non Grooved Rigging Block	87
Nylon Cable Ties	29
O	
Omega Pacific Carabiner	35
One-Wrap Straps	30
Oval Sleeves, Wire Rope	74
Oz Beam Clamps	87
P	
P-665 Tape	34
Packing Blankets	32
Packing Supplies	32
Pallet Master Caster	22
Pallet Track	21
Panel Lock	27
Paper Confetti, FR	64
Paper Snow, FR	64
Parallel Coupler	91
Pear Ring	78
Penn Elcom Casters	16, 21
Permacel, See Shurtape	34
Personal Protective Equipment	WEB
Picture Hanging Hook & Socket	26
Pin Hinges	28
Pin Wire	28
Pipe & Tube Hardware	90-93
Pipe Clamps	90, 96
Pipe Coupler	90
Pipe Snap	31
Plasma Universal Mount	93
Plastic Snow, FR	64
Plate Pick	99
Pneumatic Lift Caster	18
Podgers	94
Poly Hamper	WEB
Poly Sheeting	30
PPE	WEB
Pro Gaffer's Tape	34
Proof Coil Chain	78
Prop Swivel	29
ProPlus	29
Prostar Motor	98
Pulleys, PPE	WEB
Pulleys, Rigging	85-86
Q	
Quick Link	78
Quick Release Mounting Block	92
R	
Rader Busch Casters	18
Rader Busch Hinges	28-29
Rail & Framing Fittings	92
Rappel Gloves	WEB
Ratchet Podgers	94
Ratchet Strap Extender	33, 80
Ratchet Straps	80
Rated Quick Links	78
Replacement Spindle	23
Retractable Tool Lanyard	35
Rigging & Fly Hardware	72-89
Rigging Assembly Accessories	78

Product	Page #
Rigging Block	87
Rigging Hardware, Scenic	77
Rigging Lanyards	WEB
Rigging Ropes	82
Rigging Supplies	76-87
Right Angle Bracket	96
Rig-I-Flex #140 Track	44
Road Boxes	33
Roll Drum	58-59
Rope Bags	WEB
Rope Clamps	WEB
Rope Cutter, Electric	84
Rope Lock	84
Rope Thimbles	73
Rope Tools	84
Rope, Fiber	82-83
Rope, Safety	81
Rope, Wire	73-75
Rose Brand Touch Panel Control	57
Rota Pipe Lock	90
Rotacasters	20
Rotating Plate	29
Round Sling	79
Rubber Casters	12, 16-17
S	
Saddle Bag Hardware Box	33
Safety Cable	80
Safety Hook	77
Safety/Rescue Rope	81
Samson Ropes Splicing Kit	84
Sandbags	88
Sash Cord	83
Sausage Weight Bag	88
Scaffold Anchor	WEB
Scenery Covers	32
Scenery Hardware	24-35
Scenery Hinge	28-29
Scenery Pallet Caster	22
Scenery Rotator, DMX	65
Scenery Tracking Caster	21
Scenic Rigging Hardware	76-80
Self Retracting Lifelines	WEB
Semi-Wax Paper	30
Set Tape	34
Set Window Hinge	29
Shackle	78
Shackle Plate	26
Shallow Tab Panel Lock	27
Sheave Blocks	86
Sheeting, Poly	30
Shot Bag	33, 88
Shoulder Eye Bolts	77
Shurtape A&E, Permacel	34
Silent Steel #280 Track	40-41
Single Pulley	85
Single Wheel Casters	12-17
Six Step Etriers	WEB
Sling	79
Slip Hinge	29
Snap Hook	77
Snow, Paper or Plastic, FR	64
Snowstar Snow Tumbler	64
Socket, Hanging	26
Solid Braid Utility Rope	83
Spanframe™	70-71
Spanset	WEB
Spark Chalk Bag	35
Specifine #113 Track	45

Product	Page #
Speed Clips	30
Spike Tape	34
Spindle	23
Splicing Kit	84
Splicing, Pipe	93
Split Lock Washer	WEB
Split Sheave	84
Spray Adhesives	89
Spring Clamps	31
Spring Close Batten Clamp	93
Sputnik	74
Square Plate Washer	WEB
Square Tube Couplers	91
Stage & Shop Supplies	30-31
Stage Effects Equipment	62-67
Stage Plug	26
Stage Rigging & Project Management	4-9
Stage Screw	26
Stage Set X	82
Stage Track	40
Stagemaster Casters	19
Sta-Set	82
Static Brake Caster	17
Steel Channel, Strut	94
Steel Shot Bag	88
Stem Caster	12
Stem Caster Sockets	12
Storage Bags/ Canvas	32
Stretcher Frame	68-69
Stretch-Resistant Sash Cord	83
Strut Beam Clamps	96
Strut Channel Fasteners	93, WEB
Strut Channel Framing Fittings	96
Strut Channels & Accessories	94-96
Strut Clamps	96
Strut Nuts	95
Strut Pipe Clamps	96
STS 12	82
Studio Track	40
Suregrip	82
Surface Track Caster	21
Surface Track for V-Groove Caster	21
Suspension Clamps	WEB
Swage Fittings	74
Swaging Tools	75
Swivel Caster	12-19
Swivel Couplers	90
Swivel Eyelets	96
Swivel Point	29
Swivels	29
T	
T-12	82
Tab Panel Lock	27
Tape	34
Tape, Gaffer's	34
Tapered Pin Hinge	28
TC Clamp	92
T-Handle Allen Wrench	27
T-Handle Coffin Lock Key	27
The Light Source	35, 44, 87, 90-93, 99
The Light Source Accessories	93
The Light Source Beam Clamp	87
The Light Source Strut Accessories	WEB
The Light Source Track Components	44
The Light Source Uni-Bolt	WEB
Theatrical Sandbags	88
Theatrical Shackle	78
Thimbles, Wire Rope	73

FOR COMPLETE DETAILS VISIT RoseBrand.com

Warehouse Hours - 8:15 am - 5:00 pm. Warehouse breaks 12:15 - 1:00 pm for lunch.

Ordering

- We may change prices, specifications, or discontinue any item without notice.
- You may place orders by phone, fax, e-mail, postal mail, or internet, subject to confirmation from us.
- We can ship in-stock items the same day, for orders placed before 1 p.m.
- Cut fabric orders (less than full roll) will be cut to the nearest full yard.
- All prices are FOB ship point.
- Most, but not all, items are stocked in both warehouses.
- When purchasing a full roll or more of stock or custom material up to a 10% overage is allowed.

Custom/Special Orders

- Please plan ahead. Some items featured in our catalog are available by special order only or are made-to-order.
- Custom orders require credit card, non-refundable deposit.

Payment



- We accept all major credit cards.
- When using debit cards, please tell your salesperson at the time of purchase so to avoid your bank freezing more than your purchase amount.
- We charge your card with final charges only at the time of shipment.
- Will-call and delivery orders are prepared only with the guarantee of a credit card.
- Institutional purchase orders may be accepted by fax, postal mail, or email attachment.
- We accept company checks, but not personal checks.
- Returned company checks will incur a \$25 bank and processing fee.
- Net 30 accounts may be established prior to shipping by submitting bank and trade references by fax or mail for review.
- The number of states that require assessment of sales tax grows each year. If required, sales (use) tax will be assessed, unless you have registered your tax exempt/resale certificate via our Avalara Tax Portal. Call or email TaxExemptCerts@RoseBrand.com for details.
- We are unable to ship C.O.D.

Shipping

- Please specify your carrier of choice and level of service when you order.
- Most packages ship UPS, unless specified.
- Prepaid freight charges will be added to your invoice.
- A handling/fuel surcharge fee is added to all shipments.
- When you request that we choose a freight carrier, we will try to find the least expensive carrier that can reliably deliver your shipment.
- We cannot be held responsible for the performance of any shipper, whether our choice or yours.
- The customer has the responsibility to inspect each shipment; they must sign for a shipment as damaged in order for freight claims to be filed.
- Standard shipper's insurance for the replacement value of each shipment is added to freight charges.

Returns

- All orders must be opened and inspected within 5 days of receipt.
- Report any discrepancy with your order within 30 days of receiving your order.
- No returns on cut merchandise, special orders, custom fabrications, remnants or closeouts.
- Returnable (unused and unaltered) goods incur a 25% restocking charge.
- Only pre-authorized returns will be accepted. Please call customer service to obtain the Return Material Authorization number (RMA #) needed before making a return shipment.
- Defective products may be replaced or repaired, at our discretion.
- Defective products must be returned within 30 days of shipping.
- All will-call orders must be picked up within 30 days.
- Rose Brand guarantees that the textile products specified are not misbranded nor falsely or deceptively advertised or invoiced under the provisions of the Textile Identification Act.

Hardware and Personal Protective Equipment Disclaimer:

Rose Brand provides rigging equipment, hardware, and supplies to rigging professionals and is not responsible for the use or misuse of any equipment or supplies sold. If you are unsure of the suitability of any hardware, please contact technical services or consult a trusted rigging professional for guidance. The user assumes full responsibility for the proper use and installation of any and all hardware provided by Rose Brand.

Personal protective equipment (PPE) is NOT eligible for return or exchange. All PPE sales are final. Please contact Customer Service for warranty issues.

Vertical rope access, rescue and/or other vertical techniques and associated activities are dangerous and have inherent risks and dangers. Failure to properly use, apply, store, service, and/or maintain PPE and vertical access equipment may result in severe injury, paralysis, or death. The customer is responsible for proper training in

the use of any and all personal protective equipment. Rose Brand assumes no liability for the use or misuse of any equipment - use at your own risk.

The products in this catalog are not intended for the use of suspending or "flying" performers. Please contact a performance flying specialist for these services. Take the time to fully read and understand the information presented in this catalog, as well as the instructions for use that come with the products. Gaining adequate training is your own responsibility.

The information presented in this catalog is believed to be correct at press time but it is not guaranteed to be exhaustive, correct, understandable, or up-to-date. Rose Brand and Petzl reserve the right to modify this information at any time. Contact Rose Brand if you have any doubt or difficulty in understanding the information presented in this catalog.

Change the Look, Not the Set.

Projection on Rose Brand® Fabric.



Choose from a broad range of Rose Brand front and rear projection fabrics. Many are extra-wide to provide a seamless look for screens that are both tall and wide.

 **ROSE BRAND®**

